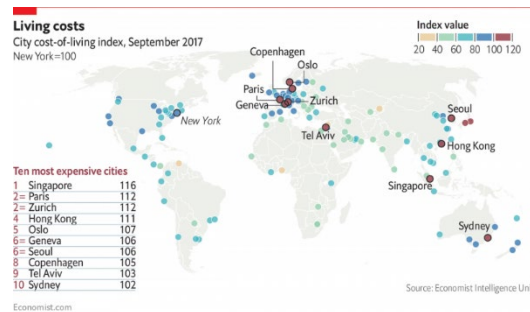




## Asian and European Cities Compete for the Title of Most Expensive City *The Economist* | [READ STORY](#)

SINGAPORE remains the most expensive city in the world for the fifth year running, according to the latest findings of the Worldwide Cost of Living Survey from The Economist Intelligence Unit. The survey, which compares the price of over 150 items in 133 cities around the world, found that Singapore was 16% more expensive than the benchmark city of New York. Three other cities from the Asia-Pacific region (Hong Kong, Seoul and Sydney) appear in the top ten, along with five cities from Europe.



## For Women's History Month, a Look at Gender Gains – and Gaps – in the U.S.

*Pew Research Center* | [READ STORY](#)

Over the past half-century, women have strengthened their position in the labor force and boosted their economic standing by making gains in labor force participation, wages and access to more lucrative occupations. But their progress on some fronts has stagnated in recent years, and large gender gaps persist at the top levels of leadership in government and business.

## [Association for Community](#)

[Development](#) to celebrate our 65<sup>th</sup> Anniversary in Maynooth, Ireland June 24-27.

Paul Lachapelle  
*MSU Community Development Specialist*

## Upcoming Events

### Gallatin Valley Farm Fair

May 8-10, 2018  
Belgrade, Montana  
Sponsor: Gallatin Valley Committee

### 2018 Building Active Communities Initiative

Workshop: May 8-10, 2018  
Livingston, Montana  
Building Active Communities Initiative (BACI)

### 2018 NACDEP Conference

June 10-13, 2018  
Cleveland, Ohio  
Sponsor: NACDEP

### 2018 Community Development Society Conference

July 22-25, 2018  
Detroit, Michigan  
Sponsor: Community Development Society

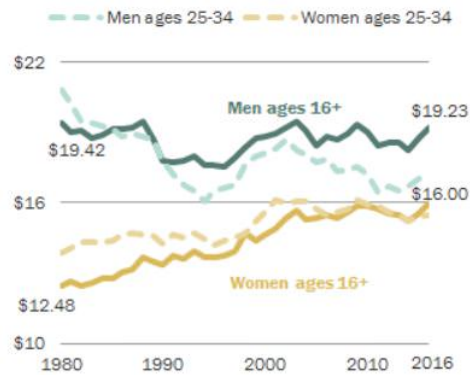
## Grants, Awards & Jobs

### [Awards for Faculty](#)

Deadline: April 11

### The gender pay gap has narrowed, especially among young workers

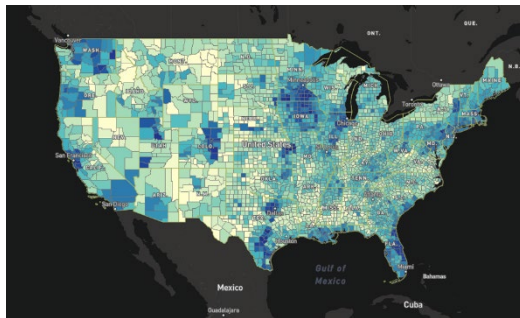
Median hourly wages among full- or part-time workers, in 2016 dollars



Note: Estimates are for full- or part-time workers with positive earnings. Self-employed workers are excluded.  
Source: Pew Research Center analysis of 1980-2016 Current Population Survey data.  
"Wide Partisan Gaps in U.S. Over How Far the Country Has Come on Gender Equality"  
PEW RESEARCH CENTER

### The Problem With America's New National Broadband Map City Lab | [READ STORY](#)

The official U.S. map of broadband access had accumulated a fair amount of dust. On February 23, though, the Federal Communications Commission's cartography of connectivity got a long-awaited upgrade. But while the new broadband map is easier to click around, it still isn't a reliable tool to gauge what internet options are available to homes or communities around the country.



Funder: National Endowment for the Humanities

#### [PEPFAR Small Grants Program 2018 Capacity Building](#)

Deadline: April 30  
Funder: U.S. Mission to Lesotho

#### [Health Services and Economic Research on the Prevention and Treatment of Drug, Alcohol, and Tobacco Abuse](#)

Deadline: May 7  
Funder: Department of Health and Human Services

#### [Community Facilities Programs](#)

Deadline: Ongoing  
Funder: Rural Development, USDA

#### [International Bioethics Research Training Program](#)

Deadline: May 17  
Funder: Department of Health and Human Services

#### National/International News

#### [Bloomington Launches New Strategy For Attracting National Financing For Community Development](#)

WBIW, March 30

#### [Community Development Week Celebrates Volunteerism](#)

Fort Worth, 30

#### [The Community Development Trust Announces New CFO](#)

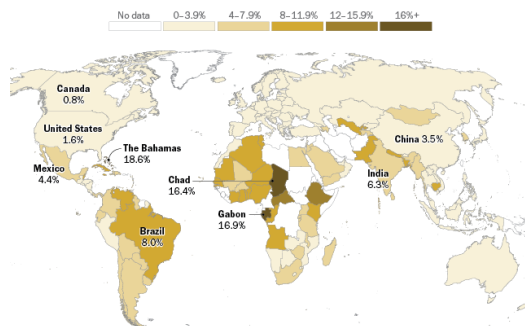
## U.S. Tariffs are Among the Lowest in the World – and in the Nation’s History

*Pew Research Center* | [READ STORY](#)

Since the turn of the 21st century, U.S. average tariff rates have consistently been at or near their lowest levels in the nation’s history; today, they’re also among the lowest in the world. The Trump administration’s plans to impose \$50 billion in tariffs on Chinese imports, as well as tariffs recently placed on imported steel and aluminum and on imports of solar panels and washing machines, mark a distinct break from decades of U.S. trade policy, which long has generally favored lower tariffs and fewer restrictions on the movement of goods and services across international borders.

### Globally, U.S. tariffs rank among the lowest

Tariff rate, applied, weighted mean, all products (2016)



Note: 2015 data for Azerbaijan, Bhutan, Cabo Verde, Comoros, Congo Republic, El Salvador, Ethiopia, Fiji, Guatemala, Honduras, Mauritania, Mongolia, Myanmar, Panama, Peru, Saudi Arabia, Sri Lanka, Thailand and Uzbekistan.  
Source: World Development Indicators, World Bank (data as of March 1, 2018).

PEW RESEARCH CENTER

Nasdaq, March 30

### [Westlawn Gardens Wins Big National Planning Award](#)

Milwaukee Magazine,  
March 30

## Montana News

### [Citizens Turn Out for Two-Day Economic Assessment](#)

Choteau Acantha, March 30

### [Montana's Battle With Substance Abuse Hindered by State Cuts](#)

Great Falls Tribune, March 30

### [Groundbreaking Set for Montana's First Housing Cooperative for Those 55 and Older](#)

Missoulian, March 30

### [Helena Considers Urban Renewal District for Downtown Redevelopment](#)

KXLH, March 30

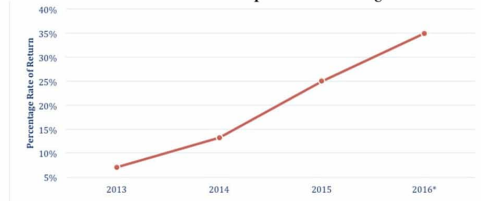
## Taxpayers are Funding Crop Insurance 'Bonanza' for Private Companies, Report Says

*The Daily Yonder* | [READ STORY](#)

A Minnesota farm group says that the federal crop insurance, the nation’s largest “safety net” program for farmers, is a profit bonanza for private insurance companies. Farmers, taxpayers and rural environmental quality are paying the price. “I appreciate crop insurance. It does make a risky business less risky,” said Randy Krzmarzick, a crop

farmer from Sleepy Eye, Minnesota. “But crop insurance is not subject to any limits. The largest recipients have received over a million dollars in subsidies. This comes at a time when a lot of good programs are being slashed in Washington.”

**Participating Insurance Companies' Annual Rate of Return in Federal Crop Insurance Program**



MSU Extension Community Development | Wilson Hall 2-117 P.O. Box 172240 | Bozeman, MT 59717-2240  
Tel: (406) 994-3620

Back issues of the Community Development E-news are available [here](#)

To subscribe to the Montana CD E-Newsletter, send a request to: [commdev@montana.edu](mailto:commdev@montana.edu)