

# 2024 Fairbook

## 4-H/FFA Exhibitor Guide & Rules

**THIS IS 4-H COUNTRY**



**FAIR DATES: JULY 12-21, 2024**

Fair Entries Due: June 17, 2024

FAIR REGISTRATION ONLINE ONLY

### **Gallatin County 4-H**

903 North Black, Bozeman, MT 59715

Email: [gallatin4h@montana.edu](mailto:gallatin4h@montana.edu) Phone: 582-3280

4-H/FFA Fair Information Webpage: [www.montana.edu/extension/gallatin/4hfair](http://www.montana.edu/extension/gallatin/4hfair)

The MSU Extension Service is an ADA/EO/AA/Veteran's preference employer and educational outreach provider. To request disability accommodation or to inform us of special needs, please contact the Extension office at 582-3280, 903 North Black, MT 59715, or email [gallatin@montana.edu](mailto:gallatin@montana.edu).



# TABLE OF CONTENTS

Gallatin 4-H/FFA Contacts & Committees.....	Page 3
2023 4-H/FFA Sponsor & Buyer Thank You.....	Page 4
2024 4-H/FFA Fair Events Schedule.....	Page 5-7
General Rules.....	Page 8-9
Ribbons, Premiums & Judging.....	Page 10
Record Book & Interview Evaluations.....	Page 11-12

## 4-H/FFA INDOOR PROJECTS

Rules for Indoors Projects, Silent Auction and Booth Contest.....	Page 13
Indoor Departments:	
<b>Family &amp; Consumer Sciences</b>	
Cloverbuds — Child Development — Babysitting — Family Adventures — Interior Design.....	Page 14
Foods — Cooking — Baking — Cake Decorating — Food Preservation.....	Page 15-17
Sewing & Textiles.....	Page 17-18
<b>Animal Sciences</b>	
Horseless Horse – Vet Science – Livestock Judging.....	Page 18
<b>Plant Sciences</b>	
Horticulture — Crop Science — Weed Science — Range Science & Management.....	Page 18-20
<b>Mechanical Sciences</b>	
Aerospace — Bicycle — Electricity — Robotics — Small Engines — Welding — Woodworking....	Page 20-21
<b>Natural Sciences</b>	
Forestry — Entomology — Outdoor Adventure — Shooting Sports — Sport Fishing — Wildlife — Beekeeping.....	Page 21-22
<b>Communications &amp; Expressive Arts</b>	
Communications — Cowboy Poetry — Leathercraft.....	Page 22-23
Photography.....	Page 23-24
Theatre Arts — Visual Arts — Scrapbooking.....	Page 24-25
<b>Volunteerism &amp; Leadership</b>	
Citizenship — Service Learning — Teen Leadership — Self Determined.....	Page 25
<b>FFA Indoor Exhibits.....</b>	Page 26

## 4-H/FFA LIVESTOCK & SMALL ANIMAL PROJECTS

Rules for 4-H & FFA Livestock & Small Animals.....	Page 27-30
Market Livestock Sale Information.....	Page 31-32
Animal Departments:	
<b>Beef.....</b>	Page 33-36
<b>Dairy Cows.....</b>	Page 37
<b>Goats.....</b>	Page 38-40
<b>Sheep.....</b>	Page 41-43
<b>Swine.....</b>	Page 44-45
<b>Poultry.....</b>	Page 46-48
<b>Rabbits.....</b>	Page 49-50
<b>Dog — Cat — Pocket Pets.....</b>	Page 51-52

## 4-H/FFA HORSE PROJECTS

Horse.....	Page 53-58
------------	------------

# GALLATIN 4-H/FFA CONTACTS & COMMITTEES

## Gallatin County 4-H & Extension Office Staff

**4-H Extension Agent:** Molly Yurdana [molly.yurdana@montana.edu](mailto:molly.yurdana@montana.edu)

**Agriculture Extension Agent:** Elizabeth D'Imperio [elizabeth.dimperio@montana.edu](mailto:elizabeth.dimperio@montana.edu)

**4-H Assistant:** Colyn Wiening [gallatin4h@montana.edu](mailto:gallatin4h@montana.edu)

**Administrative Assistant:** Kari Ballenger [gallatin@montana.edu](mailto:gallatin@montana.edu)

## Gallatin County FFA Chapters

**Belgrade FFA Advisor:** Kyle Gavin [kgavin@bsd44.org](mailto:kgavin@bsd44.org)

**Three Forks FFA Advisor:** Tyler Noyes [tnoyes@threeforks.k12.mt.us](mailto:tnoyes@threeforks.k12.mt.us)

## 4-H/FFA Market Livestock Committee

**President:** Kelly Pavlik (Swine/Beef)

**Secretary:** Ruth Carr (Sheep)

**Secretary:** Gena Johnson (Goat)

**Treasurer:** Merle Farrier (Swine)

**Committee Member:** Annabel Morgan (Beef)

**Committee Member:** Melanie Duffin (Beef)

**Committee Member:** Shawna Oostema (Poultry)

**Committee Member:** Lea'h MacDonald (Poultry)

**Committee Member:** Kim Flikkema (Sheep)

**Committee Member:** Wendy Ward (Goat)

**Committee Member:** Monica Samson (Rabbit)

**Committee Member:** Lee Nuss (Livestock Superintendent/Fairgrounds)

**Committee Member:** Michael Braught (Community Representative)

**Youth Representative:** Piper Davis

**Youth Representative:** Maren Carr

**Dairy Cow Representative:** Cassie Smieja

**Dairy Goat Representative:** Cassandra Mitchell

**Horse Representative:** Jess Woodring

## Indoor Committee (Project Leaders)

**Baking & Cloverbuds:** Erin Neil

**Cake Decorating:** Lacey Norstrand

**Cat:** Julie Oghigian

**Cooking:** Stephanie Lively

**Dog:** Shawna Taylor

**Horseless Horse:** Sarah Capp

**Knitting/Crochet:** Jeanette Hughes & Phyllis Lewis

**Leathercraft:** Merrita Marble

**Photography:** Tamara Knappenberger

**Robotics:** Joey Knappenberger

**Sewing:** Laura Fisher

**Shooting Sports:** Randy Radke

**Vet Science:** Monika Johnson

## 4-H Clubs (Leaders)

**Belgrade Pioneers:** Shelly McPhee

**Clarkston Mustangs:** Cassandra Mitchell

**Dag Nabids:** Monika Johnson & Belinda Nash

**Divine Mercy Academy:** Ashely Casto & Tia Mitchell

**Dry Creek Teens:** Kelly Pavlik

**Gallatin Valley Livestock:** Jeff Sposito

**Gateway Challengers:** Jessica Black

**Hyalite Hawks:** Jen Wold

**Manhattan Clever Clovers:** Kelly Pavlik

**Manhattan Livestock:** Melanie Duffin

**Pass Creek:** Cassie Smieja

**Saddle Stars:** Tamara Knappenberger

**Shining Mountaineers:** Lindsey Klebenow & Lindsey Vose

**Willow Creek Wranglers:** Sam Cavin

## GALLATIN 4-H & FFA WOULD LIKE TO ACKNOWLEDGE OUR GENEROUS 2023 SPONSORS FOR THEIR SUPPORT OF FAIR ACTIVITIES LAST YEAR!



## THE GALLATIN 4-H AND FFA PROGRAMS WOULD LIKE TO THANK THE FOLLOWING BUYERS AND ADD-ON BUYERS OF OUR 2023 MARKET ANIMAL SALE. WE TRULY APPRECIATE THEIR SUPPORT.

2M Company – 320 Ranch - A All Purpose Storage - Ag Depot – Agra Tech LLC – AgWest Farm Credit – Alana Hastings – Alyssa Nistler - Ambient Air Solutions - American Bank 2 – Aquatech – Architecture 118 - Ascent Auction - Autoworks, Inc. - Bank of Bozeman – Bank of The Rockies - BBG Contractors – BC Plumbing – Bernie & Howard Fetz - Big Sky Integrative Health – Big Sky Large Animal Vet – Bill & Cheryl Roller - Bioscience Consultants – Bittco LLC – Blank Slate Contracting LLC – Blind Guy – BMS Carpet Cleaners – Boyd Family - Bozeman Brick Block & Tile- Brad & Kathleen Huempfer – Braxton Development – Bridger Orthopedic – Brillhart Ranch Co – Brion & Tammy Torgerson – Broken Arrow/Stifel - Cashman Nursery - Cats Paw – Central Park Meats -Chad Randash - Chase Skogen Construction – Christian James - Churchill Cattle – Churchill Equipment of Montana Inc – Chuteside Vet - Circle S Seeds of Montana, Inc - CK May Excavating – Clint Reynolds - Colton Crane Service LLC – Comfort Inn Bozeman – Craig Carr - D&D Trucking Construction - Daniels Gourmet Meats –Darcy Gallagher – Dave Austin – David & Shannon Arnold – Dawe Distributing Inc - DE Electric - Diamond M Drilling – Dick Anderson Construction - DLM Contracting – DNS Land Management – Door Tech - Doug & Linda Black - Dwain Hutson Twisp Napa Auto – Dykema Livestock - Dykstra Electric – Easy Lawn Hydroseed – Eckert Ranch - Edison Electrical Contractors - Egbert Plumbing & Heating – Elevated Concrete and Dirtworks – Elliot Insurance Agency – Esther Halverson - Etak Electric – Eugene Lawson - Ever-Green Construction and Roofing – Farr Automotive - Farrier Showpigs - First Security Bank – First West Insurance – Frank or Marien Woner – Friendly Tavern - Frontline Ag Solutions-John Deere - Gallatin Pet Getaway - Gallatin Valley Malt - Greater Gallatin Contractors – Hardaway Construction – Hardaway Veterinary Clinic - Hatfield Outfitters – Haubrich Electric -Herron Consulting LLC – Higgins Heating and Cooling – High Country Paving – Hogan Corp. Services - HPW CPAs and Advisors – Huckin Espresso and Smoothies - Hyalite Engineers – Ike’s Service and Repair - Intermountain Veterinary Hospital – Jack Ziegler - JC Billion - Jones Painting Inc – JVC Excavation - Kasting Kauffman - Kenyon Noble Lumber & Hardware - Kenyon Noble Ready Mix - Kevin Scott DMD – Lake Glass Inc - LamCo Construction Performance – Leep Dairy - Les Schwab Tire Center - Lohss Construction – Luke Halverson – MAC America Ag Finance – Madison River Contractors - MAG Construction – Magris Talc - Manhattan Bank - Manhattan Dental – Mike Baker Construction LLC – Mike Ingram - Monarch Heating and Cooling - Montana Crane Service – Montana Doorways Plus Inc. - Montana Embroidery - Montana Oil Supply Co - Montana Pump Company - Monteriors – Monument Homes - Mountain Hot Tub -Mountain Ridge Dirt Worx – Mr. Rooter Shane Collins Construction - MSU Culinary Services – MT Earthworks – Murdochs Belgrade - Murdochs Bozeman - Murdochs Four Corners – Mystic Mountain Construction LLC – MZ Bar Cattle Company – Ninas Taco and Tequila - North Fork Builders Inc – Northwest Pipe Fittings – Northwestern Mutual - Norton Ranch Homes – Oram Houghton PLLC - Paradigm Contractors – Precision Inc – PRG Group - QRM – Quality Spraying Service - R & R Taylor Construction - RDO Equipment Co – Rethink Dentistry - Reynolds Family – Ridgeline Aviation – Right Corporation – Rob & Judy Brownell – Rockin B Ranch - Rocky Mountain Supply – Rocky Mountain Wash LLC – Roxanne Nielsen - Schutter Seed- Scott Koelzer Masonary – Scouler Grain Company - Service Electric, Inc – Shawna Oostema – Shine Beer Sanctuary – Sid & Stacie Boswell - Signs & Designs Unlimited – Silvertip Holdings - Sime Construction – Simkin Hallin - Sky Federal Credit Union - Skyline Veterinary Hospital – Sophie’s Bakery - Sorenson Veterinary Hospital – Steve Nash – Steven & Robin Moran – Steve Schertenleib - Stewart Construction – Stock Ranch - Stockman Bank – Stone Glacier - Story Distributing Co - Studio Architects - Summit Dental - Swan Land Company – T Bar C Flooring – Tamara Carisch - Taylor’d Services – Tealla & Bret Martin - The Coffee Grinder – Theron Pavlik – Tim & Tami Feddes - Timberline Insulation – TipTop Excavation – TLC Septic and Excavating Inc. - TMC – Tricia Chastain – Twisted Chisels and Faithful Companions - Tyson Bakke - Tyson Naffziger - Monteriors – Veltkamp Livestock – Venture West Realty - Wagner Nursery & Landscaping - Walker Construction - Walker Excavation – Walker Plaza - Wellness Montana - WERM of Montana - Western Justice Associates PLLC - Western Pines - Western Plumbing – Western Ranch Supply – Whalens Meat Packing - Williams Civil Construction –Williams Plumbing and Heating - Woodfort Industrial Concrete – Yellowstone Orthodontics – Yellowstone Structural Systems – Zade & Annabel Morgan – Zekes Little Store Inc.

# 2024 4-H/FFA SCHEDULE OF EVENTS

*Subject to change*

<b>Thursday, July 11<sup>th</sup></b>		
<b>Time</b>	<b>Event</b>	<b>Location</b>
4:00pm – 8:00 pm	Project Interviews: Horse, Livestock/Small Animal, Dog	Exhibit Building #4
4:00pm – 8:00pm	Horse: Arena Setup	Anderson Arena
<b>Friday, July 12<sup>th</sup></b>		
8:00am – 9:00am	Horse: Check-In, bit check, warm up	Anderson Arena
9:00am – 12:00pm	Horse: Jumping & Dressage	Anderson Arena
12:30pm – 4:00pm	Horse: English Horsemanship & English Colt to Maturity/Green Horse	Anderson Arena
4:00pm	Horse: “Check-In and Chill Out”	Anderson Arena
4:00pm – 5:00pm	Horse: Driving & Mini Horse Exhibition	Anderson Arena
4:00pm – 8:00 pm	Project Interviews: Horse, Livestock/Small Animal, Dog	Exhibit Building #4
<b>Saturday, July 13<sup>th</sup></b>		
8:00am – 5:00pm	Horse: Showmanship, Bareback, Western Horsemanship, Western Colt to Maturity/Green Horse, Reining, Trail	Anderson Arena
<b>Sunday, July 14<sup>th</sup></b>		
8:00am – 8:30am	Cowboy Church (optional)	Anderson Arena
8:00am – 5:00pm	Horse: Working Ranch Horse - Knowledge, Trail, Roping, Sorting, Ranch Riding/Working Cow Horse Pattern	Anderson Arena
12:00pm	1 <sup>st</sup> Year Swine Member Tour	Swine Barn
12:00pm – 5:00pm	Exhibit Building Set up Tables & Set up 4-H Club Displays	Exhibit Building #3
5:00pm	Horse Games (following WRH show)	Anderson Arena
5:00pm	Horse Awards	AgWest Tent
8:00pm	Horse: Check-Out & Barn Clean Up	Horse Barns
<b>Monday, July 15<sup>th</sup></b>		
8:30am	Set up Dog Show equipment	AgWest Tent
9:00am – 12:00pm	Swine Check-In and Vet Checks	Swine Barn & West Oak Street Entrance
9:00am – 3:00pm	<u>ALL</u> Indoor Exhibits Check-in - Indoor Project Interviews & Exhibit Judging	Exhibit Building #3
11:00am – 4:00pm	Dog Shows: Obedience & Agility	AgWest Tent
3:30pm – 4:30pm	Cat Showmanship	Exhibit Building #3
4:00 – 6:00pm	Rabbit: Check-in	Indoor Arena
5:00pm	Swine Project <u>Mandatory</u> Meeting	AgWest Tent
5:00pm – 7:00pm	Dairy & Market Goat Check-In & Ultrasound	Indoor Arena
5:30pm – 8:30pm	Poultry Check-in & Vet Check	Poultry Barn
6:00pm – 8:00pm	Sheep Check-in & Ultrasound	Indoor Arena
7:00pm	Dairy & Market Goat <u>Mandatory</u> Meeting	Indoor Arena
9:00pm	Livestock barns close for the night	All Barns
<b>Tuesday, July 16<sup>th</sup></b>		
8:00am	Sheep Project <u>Mandatory</u> Meeting	TBD
8:00am – 12:00pm	Set up 4-H Club Displays	Exhibit Building #3
8:00am – 12:30pm	Beef Weigh-in, Ultrasound & Vet Check	AgWest Tent
9:00am – 12:00pm	Rabbit Breed Show	Small Animal Tent
9:00am – 3:00pm	Swine Weigh-in & Ultrasound	Swine Barn
12:00pm	Market Poultry Weigh-in	Poultry Barn
1:00pm – 3:00pm	Indoor Building Closed for 4-H Club Display Judging	Exhibit Building #3
1:00pm – 3:00pm	Rabbit Showmanship	Small Animal Tent

3:00pm	Beef Market Pictures	Beef Barn
4:00pm – 6:30pm	Poultry Showmanship	Small Animal Tent
5:00pm – 6:00pm	Swine Breeding Show	AgWest Tent
6:00pm – 8:00pm	Sheep Market Show	AgWest Tent
6:30pm	Beef Project <u>Mandatory</u> Meeting & Test	Beef Barn
8:00pm – 9:00pm	Sheep Market Pictures	Indoor Arena
9:00pm	Livestock barns close for the night	All Barns
<b>Wednesday, July 17<sup>th</sup></b>		
8:00am – 12:00pm	Dairy Goat Show	Small Animal Tent
8:00am – 12:30pm	Swine Market Show	AgWest Tent
10:30am	Gates locked – no vehicles on the Fairgrounds	
11:00am	Indoor Exhibits & 4-H Promotional Booth Open	Exhibit Building #3
11:00am	Indoor Projects Silent Auction Begins	Exhibit Building #3
10:00am – 5:00pm	Poultry Breed Show	Poultry Barn
1:30pm – 6:30pm	Beef Market Show	AgWest Tent
6:30pm – 8:00pm	Market Goat Show & Showmanship	AgWest Tent
8:00pm	Market Goat Pictures	Indoor Arena
8:00pm	Dairy Cattle Check-in	Livestock Barn West
9:00pm	Livestock barns close to public for the night	All Barns
<b>Thursday, July 18<sup>th</sup></b>		
8:00am – 10:30am	Swine Showmanship	AgWest Tent
9:30am	Market Rabbit Pictures	Indoor Arena
10:30am	Gates locked – no vehicles on the Fairgrounds	
11:00am	Indoor Exhibits & 4-H Promotional Booth Open	Exhibit Building #3
11:00am – 2:00pm	Beef Showmanship & Breeding Show	AgWest Tent
11:30pm – 3:30pm	Swine Market Pictures	Swine Barn
3:30pm	Market Poultry Pictures	Poultry Barn
4:00pm – 5:30pm	Pack Goat Show & Goat Costume Contest	AgWest Tent
6:00pm – 8:00pm	Sheep Showmanship & Breeding Show	AgWest Tent
8:00pm	Set up Market Sale Tech Equipment	Sale Pavilion
9:00pm	Livestock Barns close to public for the night	All Barns
<b>Friday, July 19<sup>th</sup></b>		
8:00am	Round Robin Packets distributed	Sale Pavilion
8:30am – 11:00am	Dairy Cattle Breed Show & Showmanship	AgWest Tent
10:30am	Gates locked – no vehicles on the Fairgrounds	
11:00am	Indoor Exhibits & 4-H Promotional Booth Open	Exhibit Building #3
12:00pm	Set up Market Sale Seating/Staging	AgWest Tent
2:00pm – 6:00pm	4-H/FFA & Market Sale Buyers Check-in	Sale Pavilion
3:00pm – 6:00pm	4-H/FFA Market Sale Buyers BBQ Served	Small Animal Tent
3:45pm	4-H Foundation Scholarship Winners Announced	AgWest Tent
4:00pm – 12:00am	4-H & FFA Livestock Market Sale	AgWest Tent
11:00pm	Livestock Barns close to public for the night	All Barns
<b>Saturday, July 20<sup>th</sup></b>		
8:00am	Horses arrive back on Fairgrounds	Anderson Arena
8:30am	Set for Round Robin	Tents & Barns
9:00am – 10:00am	Rabbit Jumping & Racing Contest	Small Animal Tent
10:00am	Sheep Project Awards	AgWest Tent
10:30am	Goat Project Awards	AgWest Tent

10:30am	Gates locked – no vehicles on the Fairgrounds	
11:00am	Indoor Exhibits & 4-H Promotional Booth Open	Exhibit Building #3
1:00pm	Round Robin Showmanship Competition	Tents & Barns
1:30pm	Senior Recognition Ceremony, Herdsmanship Awards & Round Robin Awards	AgWest Tent
4:00pm	Poultry Project Awards	AgWest Tent
4:30pm	Rabbit Project Awards	AgWest Tent
5:00pm	Swine Project Awards	AgWest Tent
5:30pm	Beef Project Awards	AgWest Tent
6:00pm – 8:00pm	4-H Fun Night Dance (Swing & Line Dancing w/ 4-H Teen Leaders)	AgWest Tent
9:00pm	Livestock Barns close to public for the night	All Barns
<b>Sunday, July 21<sup>st</sup></b>		
6:00am – 6:00pm	<b>** 4-H/FFA Livestock Areas closed to the public</b>	<b>Check-out times TBD per species</b>
10:00am	Pastries & Pictures – ALL exhibitors	Anderson Arena
10:30am	Gates locked – no vehicles on the Fairgrounds	
11:00am	Indoor Exhibits & 4-H Promotional Booth Open	Exhibit Building #3
6:00pm	Indoor Project Silent Auction Ends	Exhibit Building #3
6:00pm	Indoor Project Pick-Up!	Exhibit Building #3
<b>Monday, July 22<sup>nd</sup></b>		
10:00am – 12:00pm	Indoor Project Pick-Up & Club Booth Tear-Down	Exhibit Building #3

### **\*\*NEW SUNDAY SCHEDULE**

The **4-H/FFA Livestock Areas** will be **closed to the public** on the **last Sunday (07/21)** of the 2024 Big Sky Country State Fair. Trucks, semis and trailers will be moving through the livestock areas throughout the day, so to ensure the **safety** and **wellbeing** of the general public, exhibitors, and animals, the areas will be closed off from the rest of the Fair.

For the mutual benefit of the Fairgrounds and 4-H/FFA exhibitors, Sunday will now become a processor load-out and barn clean-up day. 4-H/FFA market animals that are sold through the Market Livestock Sale are terminal projects intended for meat consumption. At the request of the meat processors, animals are to be transported to their final destinations beginning Sunday morning. All other 4-H/FFA animals will be released from Fair intermittently throughout Sunday at the discretion of each species.

Exhibitors are **still required** to be at the Fairgrounds for this day, as they are expected to care for their animals until release, help clean barns and assist species committees.

4-H/FFA families with reserved RV camping spots will be permitted to move onto the Fairgrounds beginning on Saturday, July 13th. All RVs must be in place by no later than Monday, July 15th at 6pm. RVs will be allowed to leave the grounds at any time starting Sunday, July 21st with attention to livestock transport trailers and load-out schedules.



# GENERAL RULES FOR 4-H & FFA



## PRIOR TO FAIR:

1. Entries are open to all Gallatin County 4-H and FFA members in good standing. **4-H Members must be enrolled in their Market Animal Project by the species possession date and other projects by March 1<sup>st</sup>, 2024 to be eligible to exhibit at the Fair.**
2. **Deadline for 4-H/FFA Fair entries is Monday, June 17<sup>th</sup>, 2024, 5:00 p.m. ABSOLUTELY NO ENTRIES ACCEPTED AFTER THE DEADLINE! NO EXCEPTIONS!!**
3. Fair Entries are accepted online only. Information on how to register for Fair will be sent to all enrolled families in May of each year. **Refer to the appropriate species/project section for divisions/classes to enter.**

### FAIR REGISTRATION FEES

Beef	\$15.00/head + \$15.00 for each animal entered in carcass contest
Dairy Cow	\$15.00/exhibitor
Goats	\$10.00/animal
Poultry	\$15.00/exhibitor
Rabbit	\$5/market pen & \$2/rabbit breed class
Sheep	\$15.00/animal
Swine	\$20.00/animal
Horse	\$25 horse/ \$15 each additional horse
Dog/Cat	Free
Indoor Projects	Free

4. **All 4-H members must turn in their record book to the Extension Office by June 26<sup>th</sup> at 5:00pm to be reviewed, scored and signed off on by project leaders or committees.** Record books are to accompany each 4-H member to their interview(s). (See pg. 11-12 for Record Book & Interview information).
5. To exhibit at the Fair, **all 4-H exhibitors must interview** in each category they have a project in: Horse, Livestock/Small animal and/or Indoor projects. If an exhibitor does not interview, they will not be allowed to exhibit their projects at the fair. All exceptions must be preapproved by the 4-H office.

## DURING FAIR:

### MEMBER CODE OF CONDUCT

The 4-H Center & Montana State University Extension wants your participation in 4-H programs, events and activities to be filled with exciting experiences, new friendships and fun. To ensure a positive experience for all participants, it is expected that all 4-H'ers be considerate of others, participate fully in the programming and observe the following expectations. If a situation or question arises which is not clearly covered by this list, ask an Extension Faculty/Staff member, volunteer leader, or chaperone before acting.

While attending 4-H activities and events at the club, county, state and national level, I will:

- Obey all rules established by the 4-H program, the local 4-H program and all local, state and federal laws.
- Conduct myself at all times in order to be a credit to the club, school and community.
- Dress neatly and appropriately for the occasion and in accordance with the activity dress code.
- Show respect for the rights and property of others; be courteous at all times.
- Be honest and not take unfair advantage of others.
- Refrain from disruptive behavior and swearing.
- Demonstrate sportsmanship, modesty in winning and generosity in defeat.
- Attend meetings and sessions promptly and respect the opinion of others in discussion.
- Be respectful of the authority of adult volunteers, youth leaders, 4-H staff and others in leadership roles.
- Not use, accept or carry alcohol, drugs or tobacco, or associate with others using the substances.



6. All exhibitors must **observe all Fair Rules and Montana 4-H Code of Conduct**. The member/parent may receive a warning for a 1<sup>st</sup> infraction, and severe infractions will disqualify both the member and project from further participation in that year's fair. Entries not following rules may be disqualified or dropped one ribbon placing as decided by the Market Livestock Committee, Horse Committee, or Indoor Committee and/or 4-H agent and FFA Advisors. FFA Advisors will enforce rules for FFA members.
7. Grievances must be **filed in writing** to the Extension office within **24 hours of the incident**. A grievance committee of 4-H leaders and the county 4-H agent will review each grievance.
8. 4-H/FFA members and volunteers are expected to dress appropriately while representing 4-H and FFA. Dress guidelines include no exposure of underwear and midriff area, no spaghetti strap or see-through shirts, and shirts must have an appropriate neckline. Closed-toe and closed-heeled shoes are required to be worn around animals. See showmanship division for description of appropriate show apparel.
9. All 4-H and FFA **exhibits/animals must remain on display** until time stated in Fair Schedule (see pg. 5-7) This includes taking exhibits/animals home at night. Exceptions may be made in the Horse Projects—please read the Horse Project section of this Fairbook for details. Removal of exhibits prior to end of Fair will result in forfeiture of all premiums earned & stall deposits unless otherwise arranged.
10. **LIABILITY STATEMENT:** Big Sky Country State Fair and Gallatin County 4-H Management reserves the right to interpret all rules and regulations and to arbitrarily settle and determine all matters, questions, and differences in regard thereto, arising out of and not covered by them. Any person who violates any of the rules as published in the Gallatin 4-H/FFA Fairbook will forfeit all privileges and premiums and may be subject to such penalty as ordered by Gallatin County 4-H management. Submission of online entry serves as agreement from exhibitor to comply with this statement: In the event of General and Department Special Rules, the Department Special Rules will govern. Big Sky Country State Fair, Montana State Extension, Gallatin County Fairgrounds and Gallatin County, MT, their employees, agents, board members, or volunteers thereof will assume no liability for injury, damage, loss, death or theft, sustained by person, property or livestock of any exhibitor, exhibitor's family or employees, concessionaire or spectator. Every animal and article upon the grounds shall be under the control of Big Sky Country State Fair and Gallatin County 4-H management. Management will put forth every effort to ensure the safety of articles after their arrival, but in no case will it be responsible for loss, theft, damages, livestock injury or death which may occur while in transit or during the time of exhibition.

### **GENERAL JUDGING:**

11. **Exhibitor Age** is determined based on the youths' age **as of Oct 1, 2023**.
12. Entries will be judged based on **age divisions: Cloverbud:** 4-H Age 5 to 7 years old as of October 1, 2023, **Junior:** 4-H Age 8 to 13 years old as of October 1, 2023, and **Senior:** 4-H/FFA Age 14 to 18 as of October 1, 2023.
13. The **Danish System of Judging** will be used (see pg. 10 for more details). All eligible youth will receive blue, red, or white ribbons. On competitive basis purple ribbons, rosettes and/or prizes **MAY** be awarded at the judge's discretion. Cloverbud entries are non-competitive & receive only green participation ribbons.
14. Youth may exhibit the **current year's** work only. Any article shown previously at Fair is not permitted.
15. Write-ins allowed for exhibiting purpose only – no premium money awarded.
16. No person, other than exhibitors will be allowed in the show ring during the time of judging except the superintendent, judge, class supervisor, clerk, and ring steward. Judges have been carefully selected by the management and each is recognized for his/her capability in making expert decisions in the respective division for which chosen. All exhibitors entering the Fair will accept the judge's decision and agree to abide by their decisions. The decisions of the judges will be final in all cases. If any exhibitor or family member attempts to interfere with the judge in any manner during the judging time, or publicly expresses disapproval of the decisions made by the judge, the exhibitor may be excluded from further competition.

# RIBBONS, PREMIUMS AND JUDGING

## THE DANISH SYSTEM OF JUDGING

Judging is based on comparison to a standard, not on comparison to others in the class.

Judges may consider skill level based on age and circumstance and may expect a higher performance from older 4-H'ers so there is some variance within the standard. Award groups are as follows:

### FLATS:

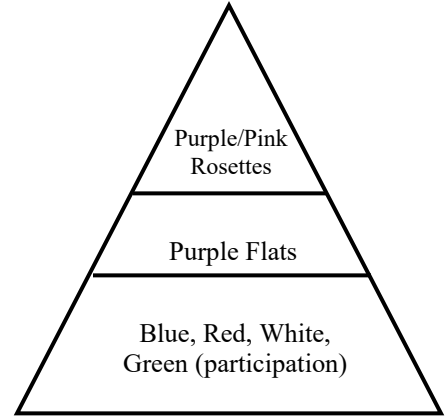
**Purple Ribbon:** Excellent quality. Usually reserved for top two or three of the group, but not limited in number given.

**Blue Ribbon:** Superior quality. The standards have been met. Denotes adequate work.

**Red Ribbon:** Average to above average quality. Shows signs of quality but does not completely meet the standards. Some areas need further improvement.

**White Ribbon:** Below average quality. Does not meet standards. Denotes improvement needed.

**Participation Ribbons: (Cloverbuds)** Are given when members exhibit for personal satisfaction, not to see how their exhibit compares to a standard.



### ROSETTES:

**Champion & Reserve** Are given in some departments. If the judge feels there are projects that deserve the title of Grand Champion and Reserve Grand Champion. The pink and purple rosettes are saved for the overall winner of the division/class.

Every entry should receive a ribbon, exception below.

- Livestock Poster entries will be divided into junior and senior divisions. The top 5 posters in each division will receive Blue Rosette ribbons and premiums. All other poster/options will not receive ribbons or premiums.

### PREMIUMS PAID FOR RIBBONS:

**Premiums are given on the below ribbon types/colors. Premiums are paid for each exhibitor up to five (5) highest entries per class.**

\*Premiums are **not** paid for market classes or animal educational posters.

#### Animal Projects

White \$1.50  
Red \$2.00  
Blue \$2.50  
Purple Flat \$3.50  
Pink Rosette \$4.50  
Purple Rosette \$5.00

#### Indoor Projects

White \$2.00  
Red \$3.00  
Blue \$4.00  
Pink Rosette \$6.00  
Purple Rosette \$8.00



# RECORD BOOK AND INTERVIEW EVALUATIONS

**All Gallatin County 4-H Members** must participate in a project interview evaluation with their record book to complete a project and enter exhibits in fair. Interview evaluations are fun and give youth the chance to share the knowledge they have learned.

**All 4-H Members participating in fair are required to turn in all Animal and Indoor project records and project workbooks to the Extension Office by **June 26<sup>th</sup>, 2024, by 5:00 pm.****

Record books are required to be up to date and include:

- My 4-H Year (One per member)
- Project records: Animal or Non- Animal Project Financial Journal (one per project)
- Project Curriculum/Workbook for each project (w/ 7 completed activities each year for most projects)
  - Youth may include photographs and write a 4-H story for their record books, but neither are required.
- **Members and Project/Club leaders must sign the record book(s) and project curriculum/workbooks prior to your fair interviews.**

## Record Book & Interview Scoring Procedure - Composite Scores

In the efforts to clarify and improve the standards of record book expectations, we are trying out a new score-based procedure to determine Project award nominations. With both record-keeping skills and interview skills being equally important to develop in our youth, the two areas will be scored and totaled to determine award nominees.

- **Record Books:** Upon turn-in of your Record Books, Project & Club leaders will sign, review and score your records based on completeness, content and project standards utilizing a record book rubric. **This will be your Record Book score.**
- **Interviews:** During the Project Interviews prior to Fair, a judge will evaluate members on their interview skills (eye contact, confidence, attire, ability to answer questions), their 4-H Year experience and project knowledge utilizing an interview rubric. **This will be your Project Interview score.**
- **Composite Score:** The Record Book score (max points = 82) and the Project Interview score (max points = 48) will be totaled together for a **Composite Score** (max points = 130).
  - Members with a Composite Score of **105 or above** (80% or 'B grade level') will get nominated to be considered for a Project Award. Those nominated will be asked to re-turn in their completed Record Books in September for final review. Project Awards are presented at the end-of-year Awards Banquet.

## Procedure for Livestock/Small Animal and Horse Interviews:

- Livestock/Small Animal and Horse Project Interviews will be on the Thursday and Friday prior to fair week.  
**\*NOTE:** Dog & Cat project interviews will be included on these dates as well.
- Sign up for your interview time slot at <https://www.montana.edu/extension/gallatin/4hfair.html>
  - Interviews are scheduled through SignUp Genius. Be sure to schedule as soon as possible to avoid scheduling conflicts.
- If you are enrolled in livestock/small animal, dog, **and** horse projects, you will need to schedule **3 separate** interviews.
  - Dog & Cat project members will need to bring their educational posters to their interview to be scored (if applicable)
- Bring updated record book and project curriculum/workbooks to your interview.
  - Arrive a few minutes before your scheduled interview time.
  - Dress neat and clean.
  - Be prepared to talk about your 4-H projects, what you learned, and your overall 4-H experience.
  - Meet with the judge during your scheduled time.

# RECORD BOOK AND INTERVIEW EVALUATIONS (CONT.)

## Procedure for Indoor Project Interviews:

- Indoor Project Interviews & Exhibit Judging will be conducted on the Monday of fair week.
- Sign up for your interview time slot at <https://www.montana.edu/extension/gallatin/4hfair.html>
  - Interviews are scheduled through SignUp Genius. Be sure to schedule as soon as possible to avoid scheduling conflicts.
- Bring your project exhibit, updated record book and project curriculum/workbooks to your interview.
- Physical project exhibit and interview skills will be evaluated during your interview with a judge.
- If you are entering projects in different divisions, you will need to complete an interview in each project division (**Example:** entries in Cooking, Photography and Leathercraft = 3 interviews)
  - Arrive a few minutes before your scheduled interview time.
  - Dress neat and clean.
  - Be prepared to talk about your project exhibit, 4-H record book, what you learned, and your overall 4-H experience.
  - Upon completion of your project interview, you will leave your exhibit to be displayed in the indoor building for the duration of the fair.



# 4-H/FFA INDOOR PROJECTS

## RULES FOR INDOOR PROJECTS

1. Indoor Project exhibitors will follow all General Rules for 4-H and FFA as stated on pages 8-9.
2. Department & Division rules must be followed or the exhibit will not be displayed or points will be taken away.
3. All indoor exhibits will be judged Monday, July 15, 2024.
4. Indoor entries are not to be removed from the Gallatin Fairgrounds until the end of fair.
5. Indoor Project pick-ups will take place on **Sunday, July 21st after 6pm or Monday and/or July 22nd between 10am-12pm at Exhibit Building #3**. If items are removed early, premiums may be forfeited.

## INDOOR BOOTH CONTEST

### 2024 Fair Theme: “This is 4-H Country”

We encourage all Clubs, Projects, FFA Chapters and individual exhibitors to set up a booth in the indoor building and decorate it with the theme.

- Reserve a full booth space (8-foot table) or half a space (4-foot) by calling or emailing the 4-H Extension Office ([gallatin4h@montana.edu](mailto:gallatin4h@montana.edu)) **by Friday, July 12<sup>th</sup> 2024** to reserve your space.
- Indoor booths are a great way to promote your 4-H Club or FFA Chapter and to showcase the activities you do as a club, project group, or something you've done individually.

The 4-H Leaders Council award cash prizes for the top Indoor display booths in the categories below. Grand & Reserve Champion rosettes will be awarded to each category.

#### The 2 categories are:

1. Best use of Fair theme and 4-H/FFA spirit by Club or Project group
2. Best use of Fair theme and 4-H/FFA spirit by Individual Member

We look forward to seeing your creative ideas again this year!

## DIVISION 100: SILENT AUCTION

Members may select up to **3** items to be entered in the Indoor Silent Auction held during Fair. The silent auction items will be displayed in the Indoor Exhibit Building during the week of Fair.

#### To Enter Items in the 4-H/FFA Silent Auction:

Youth will declare their silent auction item after indoor judging has concluded. **Silent Auction items must be declared by Tuesday, July 16<sup>th</sup> by 1:00pm by moving the selected items to the “Silent Auction” table in the Indoor Building.** Bids on the items will be written on bidding sheets. Bidding will open on Wednesday, July 17th at 11:00am and close on Sunday, July 21<sup>st</sup> at 6:00pm.

The highest bidders will be contacted to pick up items and pay after the conclusion of Fair. Youth will receive payment from their items through the Leaders Council after all money is collected from buyers.

# DEPARTMENT: FAMILY & CONSUMER SCIENCES

## DIVISION 101: CLOVERBUDS

Cloverbuds are not to be scored/judged and will be awarded green participation ribbons only.

**CLASS 1** Cloverbud - Display an exhibit from any project available through 4-H, or a photo of you at a 4-H event.  
(Activity from project book, educational displays, posters, notebooks- specify on registration)

## DIVISION 102: CHILD DEVELOPMENT

(Any activity from project book, educational displays, posters, notebooks - specify on registration)

**CLASS 1** Level 1 (Growing on My Own)

**CLASS 2** Level 2 (Growing With Others)

**CLASS 3** Level 3 (Growing In Communities)

**CLASS 4** Independent Study (must comply with all project requirements)

## DIVISION 103: BABYSITTING

(Activity from project book, educational displays, posters, notebooks - specify on registration)

**CLASS 1** Junior (ages 8-13)

**CLASS 2** Senior (ages 14+)

## DIVISION 104: FAMILY ADVENTURES

(Activity from project book, educational displays, posters, notebooks - specify on registration)

**CLASS 1** Junior (ages 8-13)

**CLASS 2** Senior (ages 14+)

**CLASS 3** Independent Study (must comply with all project requirements)

## DIVISION 105: INTERIOR DESIGN

(Activity from project book, educational displays, posters, notebooks - specify on registration)

**CLASS 1** Level 1 Project completed from the book, Creative display or poster showing how to design walls, windows, and floors.

**CLASS 2** Level 2 Project completed from the book, Creative display or poster showing how to select & care for furniture, fabric & decorative items.

**CLASS 3** Level 3 Project completed from the book, Creative display or poster showing how to add personality & interest to a room with accessories.

**CLASS 4** Level 4 Project completed from the book, Creative display or poster showing a home that is healthy, energy efficient and conserves natural resources.



# DEPARTMENT: FAMILY & CONSUMER SCIENCES

## GENERAL RULES FOR FOOD ENTIRES:

1. **ALL** food entries will be accepted on **Monday, July 15th** for indoor exhibit judging and interviews.
2. All food items may come to the fair plated to the desire of the youth, although most attention will be paid to the quality of the goods. While sitting with the judge, a serving will be provided to the judge and a portion of the goods will be transferred to a disposable plate with a zip lock bag to be displayed for the remainder of the fair. Please bring necessary serving utensils (pie scoop, small spatula, fork etc).
3. All food entries, including hot and refrigerated, must be presented for judging at a food safe serving temperature. If judge deems temperatures are not safe, they will not sample.
4. Complete recipe for all food exhibits must be attached. For commercial mix, paste directions on card and eliminate reference to brand. Do not use packaged mixes unless specified in class number.
5. Exhibitor to bring a minimum of 3 servings of their food product (i.e., 3 cookies, 3 muffins, 3 biscuits, 3 servings of cake, etc.). If bringing a cake or pie or loaf of bread, bring entire food product (unsliced). After judging, the exhibitor may take home all but that mentioned above in Rule Number 2.
6. Cakes should be exhibited out-of-pan. Cupcakes should be baked without liners. Bread should be baked in an 8"x 4" or 9"x 5" pan unless it is a braided or shaped bread; pies should be baked in a 9" or 10" pie pan.
7. Food entries will be judged on appearance (attractiveness, display, uniformity, cleanliness, etc.), adherence to entry rules (recipe attached, appropriate number of servings), texture and flavor.
8. Judging will be based on age division: Junior (Ages 8-13) and Senior (Ages 14+)

## LORRIE TURNER MEMORIAL AWARDS:

\$510 had been donated in memory of Lorrie Turner, a long time 4-H volunteer, mother, and supporter of 4-H cooking projects. The money will be awarded as a \$50 award to 1<sup>st</sup> Place and \$35 award to 2<sup>nd</sup> Place in the Junior (ages 8-13) and Senior (ages 14+) age groups in each of the Cooking, Baking, and Cake Decorating Divisions.

## DIVISION 110: BAKING

\*Judging will be based on age division: Junior (ages 8-13) and Senior (ages 14+). Members in either age division are able to enter any of the Baking classes below.

### BAKING CLASSES

1. Biscuits and scones
2. Bars/Brownies
3. Yeast Bread (buns, rolls, loaf)
4. Muffins
5. Cookies
6. Quick Bread
7. Pies/tarts
8. Cake
9. Gluten Free
10. Other

## DIVISION 111: COOKING

### COOKING 101 CLASSES (recipe from *Cooking 101* project book or a similar recipe, describe in detail)

1. Snacks
2. Side Dishes
3. Quick breads
4. Main Dish
5. Dessert
6. Any other food prepared that demonstrates skills learned this year in the project

### COOKING 201 CLASSES (recipe from *Cooking 201* project book or a similar recipe, describe in detail)

7. Fruit
8. Vegetable

9. Grains
10. Protein foods
11. Dairy
12. Desserts
13. Any other food prepared that demonstrates skills learned this year in the project

**COOKING 301 CLASSES** (recipe from *Cooking 301* project book or a similar recipe, describe in detail)

14. Fruit
15. Vegetables
16. Grains
17. Protein foods
18. Dairy
19. Desserts
20. Any other food prepared that demonstrates skills learned this year in the project

**COOKING 401 CLASSES** (recipe from *Cooking 401* project book or a similar recipe, describe in detail)

21. Candy – three (3) pieces
22. Any dish featuring a whole grain (1 serving)
23. Dish featuring homemade pastry.
24. Food Science experiment display and presentation
25. Any other food prepared that demonstrates skills learned this year in the project

**CLASS 26 POSTER/EDUCATIONAL DISPLAY**

**CLASS 27 Beverage**

**CLASS 28 PARTY PLANNER**

Educational exhibit including menu, place setting, favors, entertainment, etc. for a party you planned. Place entry on a covered board or heavy cardboard no larger than 24” wide and 30” deep.

**CLASS 29 INDEPENDENT STUDY** (must comply with all project requirements)

## **DIVISION 112: CAKE DECORATING**

### **Division Rules:**

1. Icing and artistic skill only will be judged (cake will not be tasted).
2. Decorating is suggested to be on a real cake. If you choose to use an artificial cake form (Styrofoam), specify this on registration.
3. No cupcake liners should be used.
4. Exhibit should be placed on sturdy cake board covered with foil or decorative covering.
5. Allow 1” minimum of free space between the cake and outer edge of the board.
6. You may enter as many exhibits as you want, there is no limit to the number of entries.

**CLASS 1** One single layer decorated cake, using a minimum of 3 level techniques (borders, flowers, writing, etc)

**CLASS 2** Decorated cut up cake

**CLASS 3** Decorated cake baked in specialty pan

**CLASS 4** Technique board. On cardboard (about 10”x14”) demonstrate techniques learned in Level 1, such as stars, flowers, leaves, writing, dots, etc. Label each technique. Royal icing preferred.

**CLASS 5** Sample display of flowers learned in Level 1. Label each flower. Royal icing preferred.

**CLASS 6** Decorated cake using “special effects” such as combing, grass, fur or hair, outline and fill in, paper pattern, stencil, or solid sugar mold

**CLASS 7** Educational poster

**CLASS 8** Any item not listed above related to Level 1, 2 or 3 cake decorating

## **DIVISION 113: FOOD PRESERVATION**

### **Division Rules:**

1. Current USDA guidelines must be followed for all food preservation entries.
2. ONE (1) complete recipe securely attached to project.
3. Canned entries using standard jars must have sealed lids and include the ring.
4. Labeling: Label entry jar with contents, date processed, processing method (pressure, water bath, freezer or dried), processing time, pounds of pressure used and type of pack (if relevant).



5. Food preservation products not meeting these criteria will be dropped one ribbon placing.
6. Jam, jelly, and pickles will be opened.

**CLASS 1** Pint or ½ pint water bath canned food (applesauce, jam, jelly)

**CLASS 2** Pint or ½ pint of frozen or dried food (vegetables, fruit, freezer jam)

**CLASS 3** Pint or ½ pint of another processed food.

**CLASS 4** Educational Display

### **GENERAL RULES FOR SEWING & TEXTILE DIVISIONS:**

Garments that have been worn must be cleaned before exhibiting; attach note to exhibit stating the number of times worn, care given, etc. Attach explanation or pattern directions if special construction techniques were used. Needlework is to be blocked prior to entry.

### **DIVISION 120: SEWING**

\*\*Members must sign up for at least a 1-hr. shift at the 4-H Promotional Booth in the Indoor Exhibit Building  
(Activity from project book or a similar activity, describe in detail, specify on registration)

**CLASS 1** Sewing – 1<sup>st</sup> year in project

**CLASS 2** Sewing – 2<sup>nd</sup> year in project

**CLASS 3** Sewing – 3<sup>rd</sup> year in project

**CLASS 4** Sewing – 4+ years in project

**CLASS 5** Sewing – Independent Study (at home w/o leader)

### **DIVISION 121: KNITTING**

**CLASS 1** Beginner Level

1. Household item (dishcloth, potholder)
2. Clothing (hat, ski band, scarf, slippers, fingerless mitts)
3. Blanket or afghan
4. Other knit item (toy)
5. Educational display or poster

**CLASS 2** Intermediate Level

1. Household item with pattern or colorwork
2. Clothing (mittens, vest, poncho)
3. Blanket or afghan with pattern or colorwork
4. Other knit item (advanced toy pattern)
5. Educational display or poster

**CLASS 3** Advanced Level – includes advanced stitches, multiple patterns, and changing colors

1. Household item
2. Clothing
3. Blanket or afghan
4. Other knit item
5. Educational display or poster

### **DIVISION 122: CROCHET**

**CLASS 1** Beginner Level

1. Household item (dishcloth, potholder)
2. Clothing (hat, ski band, scarf, slippers, fingerless mitts)
3. Blanket or afghan
4. Other crocheted item (toy)
5. Educational display or poster

**CLASS 2** Intermediate Level

1. Household item with pattern or colorwork
2. Clothing (mittens, vest, poncho)
3. Blanket or afghan with pattern or colorwork

4. Other crocheted item (advanced toy pattern)
5. Educational display or poster

**CLASS 3** Advanced Level – includes advanced stitches, multiple patterns, and changing colors

1. Household item
2. Clothing
3. Blanket or afghan
4. Other crocheted item
5. Educational display or poster

### **DIVISION 123: EMBROIDERY**

**CLASS 1** Beginner Level (specify items)

**CLASS 2** Intermediate Level (specify items)

**CLASS 3** Advanced Level (specify items)

**CLASS 4** Project Notebook

**CLASS 5** Educational Display or Poster

### **DIVISION 124 QUILTING**

Wall Hanging or Lap Quilt, Bed Sized Quilt, Placemat or Table Runner, Any Other Item (specify on registration)

**CLASS 1** Beginner Quilting

**CLASS 2** Intermediate Quilting

**CLASS 3** Advanced Quilting

## **DEPARTMENT: ANIMAL SCIENCES**

### **DIVISION 130: HORSELESS HORSE**

(Activity from project book, educational displays, posters, notebooks- specify on registration)

**CLASS 1** Level 1 “Giddy Up and Go”

**CLASS 2** Level 2 “Head, Heart and Hooves”

**CLASS 3** Independent Study (must comply with all project requirements)

### **DIVISION 131: VET SCIENCE**

All Vet Science members will be required to complete a Record Book, 7 activities in the project book (Level 1, 2 or 3), complete a Project Interview in the area of Vet Science, and submit an educational display to the Fair. A project book activity may be substituted by attending a Vet Science workshop. Workshops must be accompanied by a written summary of the workshop.

**CLASS 1** Educational Poster (individual)

**CLASS 2** Educational Poster (group)

### **DIVISION 132: LIVESTOCK JUDGING**

**CLASS 1** Educational Display

## **DEPARTMENT: PLANT SCIENCES**

### **DIVISION 140: HORTICULTURE**

#### **Division Rules:**

1. Exhibitor must use flowers/vegetables grown in own garden.
2. Exhibits will be judged for uniformity, maturity, various characteristics, free from disease, insects, and injury.
3. All vegetables & fruit must be exhibited on a white 9” paper/foam plate and placed into a plastic bag.
4. Vases/containers are to be provided by exhibitor, use creativity as the type of container enhances your display, however containers will not be considered in judging. Foam cups or tin cans will not be allowed.

### When entering Vegetables, follow the below harvesting guidelines:

- **For all root vegetables:** cut the tops off, leaving approximately  $\frac{3}{4}$  inch of top intact with the root. Wash roots gently to avoid injury to the skin. If storage is necessary, put them in a cool, moist place. Root crops include beets, carrots, radishes, rutabagas, turnips, parsnips, artichokes, horseradish, etc.
- **Head Lettuce:** trim lower leaves from heads and do not leave roots intact. Choose large, heavy, or solid heads. Remove the roots and underground portion of stem but leave crown of Swiss Chard, Endive, Leaf Lettuce, Kohlrabi, Parsley, Dill, Spinach, etc.; wash if needed and keep in a moist & cool place.
- **Onions:** approximately 1 week prior to Fair, pull and twist tops; remove outer layer of (dirty) skin. Spread them in an open shed so air will pass over them until fair time. Remove the tops and clip off roots; avoid damaging the node or basal plate. Choose well-formed bulbs; avoid “doubles”, thick necks, etc.
- **Green Onions/Leeks:** Dig immediately prior to going to fair; avoid damage to node or basal plate. Remove outer layer of skin to get soil off and wash. Choose specimens that are well blanched or white.
- **Corn:** Husk leaving 2-3 layers for protection against drying. Cut off stem back to the outer layer of husk. Choose well-pollinated and well-developed ears with good tip cover/fill, in the “milk stage”.
- **Cucumbers:** Harvest by cutting stems; leave approximately  $\frac{1}{4}$  inch of stem; avoid injury to fruit. Wash if necessary; choose well-shaped specimens.
- **Kohlrabi:** Remove roots but leave the above ground portion of stem. Remove leaves; avoid injury to the skin. Tenderness is important.
- **Peas:** Choose ones that are sweet, moist, and tender; not bitter, dry, tough, or woody. Wash if necessary.
- **Potatoes:** Immediately after digging allow the skin to “set”. Avoid rough handling or cuts, skinning, or bruising, wash gently. Select medium to large sizes that are smooth and free of defects.
- **Rhubarb:** Remove all green portion of leaf; leave base of petiole (stem) intact and wash; stalks must be tender and juicy.
- **Summer Squash:** Leave stem; choose tender specimens. For the long type, they may be 5-8 inches long. For the round type and crooked necks, choose those that are very tender and succulent. Some types are ready for use as soon as the blossom has withered.
- **Tomatoes (red):** Remove stems; wash and avoid injury. Choose those free of cracking. Green Tomatoes: Leave stems; choose specimens that aren't turning red.

**CLASS 1** Level 1 “See Them Sprout” (activity from project book or a similar activity, describe in detail)

**CLASS 2** Level 2 “Branching Out” (activity from project book or a similar activity, describe in detail)

**CLASS 3** Level 3 “Digging Deeper” (activity from project book or a similar activity, describe in detail)

**CLASS 4** Independent Study (must comply with all project requirements)

**CLASS 5** Annuals Vase (3 blooms with foliage – specify types on registration)

**CLASS 6** Perennials Vase (3 blooms without foliage – specify types on registration)

**CLASS 7** Herbs Vase (3 stems – specify types on registration)

**CLASS 8** Floral Patio Pot

**CLASS 9** Herbal Patio Pot

**CLASS 10** Vegetable Patio Pot

**CLASS 11** Fruit Patio Pot

**CLASS 12** Vegetable Plate (3 vegetables –specify types on registration)

**CLASS 13** Fruit Plate (3 fruits – specify types on registration)

**CLASS 14** Educational Display (may include Poster, Picture Story Book, etc. - specify level on registration)

**CLASS 15** Other

### DIVISION 141: CROP SCIENCE

**CLASS 1** Wheat, Oats, Barley & Rye (specify on registration) Notebook of mounted Wheat Plant specimens (seed, sprouting, root development, etc.) or (Display of mounted specimens of Wheat Plants at different stages of growth), etc.

### DIVISION 142: WEED SCIENCE

**CLASS 1** Level 1 - May include plant press made by exhibitor, displayed collection of 25 pressed weeds, or any of the requirements listed in the workbook (specify on registration).

**CLASS 2** Level 2 - May include educational display on poisonous plants, created map showing location of at least 2 weed species, weed germination (at least 2 kinds) or any of the requirements listed in the workbook (specify on registration).

**CLASS 3** Weed-N-Seed - May include educational display about how weeds impact biodiversity and/or forage production, develop a weed awareness workshop, educational display about how to certify hay as “weed-free”, display about careers related to weeds or any of the requirements listed in the workbook (specify on registration).

**CLASS 4** Eating Weeds Alive - Educational Display regarding the Biological Controls of Weeds.

**CLASS 5** Independent Study (must comply with all project requirements)

## **DIVISION 143: RANGE SCIENCE & MANAGEMENT**

Plant specimens should be mounted on 11x16 white cards and labeled with standard plant labels. Refer to workbooks for details on plants to collect.

**CLASS 1** Introduction to Range Management

**CLASS 2** Level 1 Range Science

**CLASS 3** Level 2 Range Science

**CLASS 4** Level 3 Range Science

**CLASS 5** Level 4 Range Science

**CLASS 6** Level 5 Range Science

**CLASS 7** Independent Study (must comply with all project requirements)

# **DEPARTMENT: MECHANICAL SCIENCES**

## **DIVISION 150: AEROSPACE**

(Activity from project book, educational displays, posters, notebooks - specify on registration)

**CLASS 1** Stage 2 “Lift Off”

**CLASS 2** Stage 3 “Reaching New Heights”

**CLASS 3** Stage 4 “Pilots in Command”

**CLASS 4** Independent Study (must comply with all project requirements)

## **DIVISION 151: BICYCLE**

(Activity from project book, educational displays, posters, notebooks - specify on registration)

**CLASS 1** Level 1 Bicycle for Fun

**CLASS 2** Level 2 Wheels in Motion

**CLASS 3** Independent Study (must comply with all project requirements)

## **DIVISION 152: ELECTRICITY**

(Activity from project book, educational displays, posters, notebooks - specify on registration)

**CLASS 1** Level 1 “The Magic of Electricity”

**CLASS 2** Level 2 “Investigating Electricity”

**CLASS 3** Level 3 “Wired for Power”

**CLASS 4** Level 4 “Entering Electronics”

**CLASS 5** Independent Study (must comply with all project requirements)

## **DIVISION 153: ROBOTICS**

(Activity from project book, educational displays, posters, notebooks - specify on registration)

**CLASS 1** Educational Display

**CLASS 2** Year-Long Robotics Project – Submission must include a completed robot built to the specifications of one of this year’s prompts as well as a poster explaining the design process of the final robot. The poster should include a section on the design requirements, the solutions implemented in the robot, and images of things like 3D models, winning schematics, 3D prints, and the assembly process.

**CLASS 3** Other

## **DIVISION 154: SMALL ENGINES**

(Activity from project book, educational displays, posters, notebooks - specify on registration)

- CLASS 1** Level 1 “Crank It Up!”
- CLASS 2** Level 2 “Warm It Up!”
- CLASS 3** Level 3 “Tune It Up!”
- CLASS 4** Independent Study (must comply with all project requirements)

## **DIVISION 155: WELDING**

(Activity from project book, educational displays, posters, notebooks - specify on registration)

- CLASS 1** Educational Display

## **DIVISION 156: WOODWORKING**

(Activity from project book, educational displays, posters, notebooks - specify on registration)

- CLASS 1** Level 1 “Measuring Up”
- CLASS 2** Level 2 “Making the Cut”
- CLASS 3** Level 3 “Nailing It Together”
- CLASS 4** Level 4 “Finishing Up”
- CLASS 5** Independent Study (must comply with all project requirements)

# **DEPARTMENT: NATURAL SCIENCES**

## **DIVISION 160: FORESTRY**

Poster, Notebook, Educational Display (may consist of groupings of leaves, bark, stems, or related to any aspect of forestry. If leaves, stems or barks are to be exhibited, they should be identified with a label near the object on the same page. Labels should include proper name, location where collected, date collected.)

- CLASS 1** Level 1 “Follow the Path”
- CLASS 2** Level 2 “Reach for the Canopy”
- CLASS 3** Level 3 “Explore the Deep Woods”
- CLASS 4** Independent Study (must comply with all project requirements)

## **DIVISION 161: ENTOMOLOGY**

(Activity from project book, educational displays, posters, notebooks - specify on registration)

- CLASS 1** Level 1 “Creepy Crawlies”
- CLASS 2** Level 2 “What’s Bugging You?”
- CLASS 3** Level 3 “Dragons, House & Other Flies”
- CLASS 4** Independent Study (must comply with all project requirements)

## **DIVISION 162: OUTDOOR ADVENTURE**

(Activity from project book, educational displays, posters, notebooks - specify on registration)

- CLASS 1** Level 1 “Hiking Trails”
- CLASS 2** Level 2 “Camping Adventures”
- CLASS 3** Level 3 “Backpacking Expeditions”
- CLASS 4** Independent Study (must comply with all project requirements)

## **DIVISION 163: SHOOTING SPORTS and WESTERN HERITAGE**

Shooting Sports competitions are held in March and August.

(Exhibits can be an activity from project book, educational displays, posters, notebooks - specify on registration)

- CLASS 1** Shooting Sports Poster or Educational Display
- CLASS 2** Western Heritage Poster or Educational Display

## **DIVISION 164: SPORT FISHING**

(Activity from project book, educational displays, posters, notebooks - specify on registration)

**CLASS 1** Level 1 "Take the Bait"

**CLASS 2** Level 2 "Reel in the Fun"

**CLASS 3** Level 3 "Cast into the Future"

**CLASS 4** Independent Study (must comply with all project requirements)

## **DIVISION 165: WILDLIFE**

(Activity from project book, educational displays, posters, notebooks - specify on registration)

**CLASS 1** Level 1

## **DIVISION 166: BEEKEEPING**

(Activity from project book, educational displays, posters, notebooks - specify on registration)

**CLASS 1** Level 1

# **DEPARTMENT: COMMUNICATION & EXPRESSIVE ARTS**

## **DIVISION 170: COMMUNICATIONS**

(Activity from project book, educational displays, posters, notebooks - specify on registration)

**CLASS 1** Level 1 "Picking Up the Pieces"

**CLASS 2** Level 2 "Putting It Together"

**CLASS 3** Level 3 "The Perfect Fit"

**CLASS 4** Independent Study (must comply with all project requirements)

## **DIVISION 171: COWBOY POETRY**

(Activity from project book, educational displays, posters, notebooks - specify on registration)

**CLASS 1** Display - may include collection, poster, ...

## **DIVISION 172: LEATHERCRAFT**

**CLASS 1** Level 1 One coaster or bookmark (**Required**)

1. Junior (8-10)
2. Intermediate (11-14)
3. Senior (15-18)

**CLASS 2** Level 2 One Carved Leather item (**Required**) - Specify item on registration

1. Junior (8-10)
2. Intermediate (11-14)
3. Senior (15-18)

**CLASS 3** Educational Display Level 1 or 2 (**Required by ALL members**)

Display can be a series of pictures with description of one of your projects, informational display, skill progression board with descriptions, picture collection with description of class attended, or seminar, etc.)

**CLASS 4** Other Projects (up to 4 items): \*Kits only for Levels 1 and 2\*-any other leather item; stamped or carved- specify item on registration.

1. Coaster or bookmark – carved or stamped
2. Coaster or bookmark – geometric or basket stamped
3. Personal item – book covers, albums, notebooks, portfolios, cases, canteens, cuffs, belts or other items worn or carried by a person excluding purses, bags and wallets. The surface of these items are partially or fully tooled – either carved (floral, figure, pictorial, etc.), stamped (basket or geometric) or both.
4. Clothing – appropriate soft leather garments for all ages – shirts/tops, vests, jackets/coats, dress/skirt, pants, hats/caps and gloves/mittens
5. Purses, bags and wallets – the surface of these items are partially or fully tolled – either carved (floral, figure, pictorial, etc.), stamped (basket or geometric) or both

6. Pictures – figure carving, pictorial carving, floral carving, embossing, etc. (or combinations of such) that are in “picture” form can be framed or unframed
7. Holsters and knife sheaths – carved, tooled or untooled
8. Household/stand-alone items – napkin rings, valet trays, leather clocks, boxes, storage cases, mirrors, decorative items, animals, wall items, and other such things that “stand alone” and don’t tend to be moved.
9. Tack & saddle accouterments: any leather riding or driving equipment related to the horse or the saddle (but not part of the saddle) such as reins, bridles, headstalls, halters, breast collars, tapaderos, pommel bags, saddle holsters, rifle scabbards, saddlebags, spur straps, etc.) Braided items not included.
10. Braided items: Leather – any braided item which consists predominantly of leather braid.
11. Braided items: Rawhide – any braided item which consists predominantly of rawhide braid.
12. Self-tanned hides or items made completely or partially from self-tanned hides.
13. Chaps or chinks – all chaps or chinks such as batwing, shotgun, show chaps, chap-bat and reiners, etc.

## **DIVISION 173: PHOTOGRAPHY**

1. Individual prints should be 5x7 for cameras and matted or mounted on black or white backing board.
2. Do not caption photographs except for process descriptions in the Process portfolio, and a statement in the Personal Project portfolio.
3. Clearly print on the back any special equipment or circumstances incurred while taking the photo.
4. There are no limits to entries per class, and a photo may appear in either portfolio AND one individual class. Premiums are only paid for top 5 entries per exhibitor.
5. Photos must be entered as either color or black and white print – but not both.
6. Pictures must be taken in this 4-H year to be eligible.
7. Senior and Junior Best in Show and Reserve Best in Show will be selected from all images and portfolios submitted, respectively.

- CLASS 1** Level 1 Color Photo
- CLASS 2** Level 1 Black and White Photo
- CLASS 3** Level 1 Photo Board
- CLASS 4** Level 1 Process Portfolio (Required)
- CLASS 5** Level 1 Personal Portfolio (Required)
- CLASS 6** Level 2 Color Photo
- CLASS 7** Level 2 Black and White Photo
- CLASS 8** Level 2 Photo Board
- CLASS 9** Level 2 Process Portfolio (Required)
- CLASS 10** Level 2 Personal Portfolio (Required)

### **PORTFOLIO REQUIREMENTS:**

Portfolios may be black or white presentation binders in a horizontal orientation of 11” x 8.5” or 12” x 9”. Images should be printed (maximum 8 x 10 or minimum 5 x 7) and mounted on black or white cardstock sized and inserted into the presentation book. An image may be used in the Process Portfolio or the Personal

Process Portfolio should consist of a minimum of 12 images and a maximum of 24 that reflect a progression of skill development, technical experimentation, and exploration composition. Up to 3 images may be displayed per spread, along with a brief description of the process on display.

Personal Project Portfolio should consist of a collection of 8-12 images that reflect the photographer’s best work and are tied together by a theme. One image per spread. The photographer may include a brief statement at the beginning of the portfolio about the theme images. The portfolio will be judged on the collection of images as a whole. The photographer may also prepare and enter exceptional images from their Personal Project portfolio to be judged individually. An image may be used in the Process Portfolio or the Personal Project Portfolio, but not both.

## DIVISION 173: PHOTOGRAPHY (continued)

### **PHOTO BOARD REQUIREMENTS:** (refer to image below)


Posters will be 22" X 28", to be displayed horizontally. Do not use foam board for the poster.

Mount photos neatly and securely to the backing. Double sided tape works very well and keeps the photos from curling. DO NOT use photo corners, scrapbooking tape, rubber cement, white glue, or glue stick. Use either black or white backing boards.

Photos on the poster may be 4" X 6" or preferably 5" X 7". Photos must all be the same size! They can be either portrait or landscape orientation, or a mixture of the two. Work to make the display aesthetically pleasing. Photos must be standard sized prints...NO HAND CROPPING!

Entries can be in color or black and white. Choose 1...do not mix color and black and white!

- Each poster must have 10 photos. Provide a title to each photo, either with neat/artistic hand lettering, or a computer label. Only use a brief title...NO CAPTIONS! Rather than numbering photos, place the photo title under each photo. Leave plenty of room to do so, as you format/layout your board.
- Do not print photos with dates on them.
- Photos may only be used twice across portfolios, posters and individual submissions.
- Do not enter the same photo in color and in black and white.
- Students can enter one poster in color and one in black and white. As stated above, DO NOT use the same photos for both posters.



## DIVISION 174: THEATRE ARTS

(Activity from project book, educational displays, posters, notebooks - specify on registration)

**CLASS 1** Level 1 "Play the Role!"

**CLASS 2** Level 2 "Become a Puppeteer"

**CLASS 3** Level 3 "Set the Stage"

**CLASS 4** Independent Study (must comply with all project requirements)



## **DIVISION 175: VISUAL ARTS**

All work must be neatly presented. Charcoal, Pencil & Watercolors must be matted (any size) and have protective covering: (shrink wrap). Framing will not be allowed.

- CLASS 1** Acrylics and Oils
- CLASS 2** Watercolor
- CLASS 3** Drawings
- CLASS 4** Mixed Media
- CLASS 5** Pottery
- CLASS 6** Fabric Craft
- CLASS 7** Paper Craft
- CLASS 8** Other (items made with any other medium: Wood, Metal, Glass, Etc.)

## **DIVISION 176: SCRAPBOOKING**

(Single- and Double-Page categories will be placed in one of four categories and will be judged on page layout, design and decorative elements if applicable. Double page designs should coordinate or complement each other. Scrapbook albums will be placed in one of three categories and judged on over-all layout, design, and decorative elements if applicable. Albums should carry out a common theme throughout and include some basic journaling-(who, what, when, where and why).

- CLASS 1** Scrapbooking – Single Page (Good layout with decorative elements, stickers, paper or ribbon)
- CLASS 2** Scrapbooking – Double Page (Good layout with decorative elements, stickers, paper or ribbon, theme)
- CLASS 3** Scrapbooking Album (Theme and design can vary and should include journaling)

# **DEPARTMENT: VOLUNTEERISM & LEADERSHIP**

## **DIVISION 180: CITIZENSHIP**

(Activity from project book, educational displays, posters, notebooks- specify on registration)

- CLASS 1** Exploring Citizenship
- CLASS 2** Global Citizenship

## **DIVISION 181: SERVICE LEARNING**

(Activity from project book, educational displays, posters, notebooks- specify on registration)

- CLASS 1** Level 1 Agents of Change
- CLASS 2** Level 2 Raise Your Voice

## **DIVISION 182: TEEN LEADERSHIP**

Recruitment of new members, assistance with clubs, projects, events, activities, planning, record books, etc.; teach parliamentary procedures to new members, help plan community service activities; serve on county committee; teach a workshop; arrange tour(s) or guest speaker(s) for your club, etc.- specify on registration.

- CLASS 1** Leadership Plan of Action display
- CLASS 2** State Event Highlight display
- CLASS 3** County Event Highlight display
- CLASS 4** 4-H Summer Camp promotional display

## **DIVISION 183: SELF-DETERMINED**

Self-determined project is designed to accommodate project interest in an area where no project currently exists. The Independent Study level in other projects allows members to gain skills beyond those covered in the project levels. The first requirement for both of these is to complete a plan for the project. These plans are due in the Extension Office by May 1 of the current 4-H year.

- CLASS 1** You Decide! (Describe in detail on registration)

# DEPARTMENT: FFA EXHIBITS

Entries open to all FFA youth in Gallatin County. Entries must be registered online through ShoWorks by the entry deadline. Only the current year's work is to be exhibited. Project Interviews prior to Fair not required.

## DIVISION 190: FFA DISPLAY

- CLASS 1** Chapter Project – Exhibit of chapter group project (specify on registration)
- CLASS 2** Reporter's Book – Collection of reporters publications
- CLASS 3** Secretary's Book - Collection of meeting minutes and agendas
- CLASS 4** Treasurer's Book – Collection of chapter financial documents
- CLASS 5** Plant Science Project – Project or display relating to plants/agronomy
- CLASS 6** Animal Science Project – Project or display relating to animal agriculture (but not an actual animal)
- CLASS 7** Ag Mechanics Project – Project or display relating to Ag mechanical systems or built in an Ag class
- CLASS 8** Natural Resources Project - Project or display relating to natural resources or management
- CLASS 9** Other FFA Exhibit



# 4-H/FFA LIVESTOCK & SMALL ANIMAL PROJECTS

## RULES FOR 4-H/FFA ANIMAL PROJECTS

### REQUIREMENTS:

1. **Entry Fees:** All fees are due at the time your entry is completed and turned in.
2. **Record Book Requirements:** Please read Fairbook pgs. 11-12 for all Record Book and Interview requirements.
3. **Educational Poster:** Poster entries will be divided into junior and senior divisions. The top 5 posters in each division will receive ribbons and premiums. All other poster/options will not receive ribbons or premiums.

### CODE OF ETHICS:

Montana 4-H is based on principles of positive youth development. We believe that all producers and exhibitors of livestock have an interest in maintaining a reputation of integrity, as well as an interest in presenting a positive and progressive image at livestock shows. Because we believe that all livestock producers want to produce a wholesome, safe, and reliable source of food for the public, we have adopted the following “**Livestock Code of Ethics**”. Violations of this code are considered unethical in the raising, showing, and exhibiting of livestock for shows and fairs.

1. **Sportsmanship:** All exhibitors and their families are required to conduct themselves in a positive, honest, sportsmanlike manner during shows. Losing gracefully is just as important as winning humbly. The following practices are prohibited:
  - a. Unsportsmanlike conduct, such as abusive language to show officials, other exhibitors, or the public.
  - b. Misrepresenting the age of an animal for the class in which it's shown.
  - c. Criticizing or interfering with the judge, other exhibitors or show officials while at the show or fair may result in an individual or group being expelled, placed on probation or declared ineligible to exhibit at the show.
2. **Treatment of Animals:** All animals are to be treated in a humane manner with adequate feed, water, and shelter provided. Physically abusing an animal is unacceptable and will not be tolerated. Exhibitors or anyone associated with an exhibitor who abuses their animal(s), for whatever reason, will be disqualified from the show. Striking an animal to cause swelling or a mark is absolutely prohibited.
3. **Administration of Drugs:** of any kind or description, internally or externally, except for treating a recognized disease or injury is prohibited. For this code, “drug” shall mean any substance commonly used by the medical or veterinary professions that affect the circulatory, respiratory, or central nervous systems of an animal. Only those drugs approved and labeled for use on animals can be administered and proper dosages and withdrawal times must be observed. Exhibitors own and manage livestock and are ultimately responsible to see that they follow appropriate and approved practices.
4. **In addition, the following practices are prohibited and unethical:**
  - a. The use of any diuretic on any animal.
  - b. The use of alcoholic beverages in the feed or administered as a drench.
  - c. Treating or massaging any part of the body, internally or externally, with an irritant, counter-irritant or other substance to temporarily straighten a weak back or loin or to produce unnatural animation.
  - d. Minimizing the effects of cramps by feeding or injecting drugs, depressants, or applying packs or using any artificial contrivance or therapeutic treatment exempting normal exercise.
  - e. Administration of human tranquilizers to calm down animals.
  - f. Surgery of any kind performed to change the natural contour or appearance of the animal's body, teeth, hide or hair. Not included is the removal of teats or horns, clipping or dressing of hair, trimming of hooves.
  - g. Insertion of any foreign material under the skin.
  - h. Any attempt to change the natural color of any animal, either purebred or crossbred, by changing the color of or adding false hair, fleece, or skin at any point, spot, or area of the animal's body.

**VIOLATIONS** of the rules and regulations may result in forfeiture of all premiums and awards, disqualification, change in sale order, expulsion or probation of the exhibitor or organized group(s) the exhibitor represents and the exhibit or livestock involved in the violation. Probation, disqualification, expulsion, or other disciplinary action of the Gallatin County 4-H/FFA Market Livestock Committee, Gallatin County Extension 4-H Agent and FFA Advisors will be final. Such action will require application for readmission under such terms as the Gallatin County 4-H/FFA Market Livestock Committee, Gallatin County Extension 4-H Agent and FFA Advisors may prescribe before the group or individual is allowed to exhibit at future shows. The Gallatin County 4-H/FFA Market Livestock Committee, Gallatin County Extension 4-H Agent and FFA Advisors reserves the right to interpret rules and arbitrarily settle all differences and questions not adequately addressed by the above Code of Ethics.

**OWNERSHIP:**

1. Exhibitors must use **ONLY** their Project Animal(s). Project animals are defined as animals tagged, tattooed, weighed, or declared before the species deadlines.
2. All registered stockowners must show original breed certificates in own name or transfer papers including ownership. Livestock must be owned or available under contract (except for breeding animals which must be owned) and cared for by members ninety (90) days prior to the Fair. Proof of ownership, contract or share agreement will be required. Ninety-Day rule does not apply to breeding stock that is an offspring of a female project animal owned by the exhibitor.
3. All market and carcass beef must be owned and in possession of 4-H/FFA member by the mandatory January weigh in, no less than 185 days prior to fair.
4. Market lambs must be owned and in possession sixty-five (65) days prior to the Fair.
5. All project horses must be owned by the member, or in partnership with his or her immediate family. Any horse that is leased or borrowed must have a current lease contract on record with the Horse Committee. The owner must be aware of and agree to the rules outlined in the contract.

**EAR TAGS:** Barn Superintendents may identify all livestock, upon arrival at the Fairgrounds, with ear tags or tattoos. Market Beef, Sheep, Goats and Swine animals will be tagged at a date set by the respective committees **PRIOR TO FAIR**

	<b>Beef</b>	<b>Sheep</b>	<b>Swine</b>	<b>Goat</b>	<b>Poultry</b>	<b>Rabbit</b>
Tagging/Weigh in Date	January 7, 2024	May 5, 2024	April 16, 2024	May 5, 2024	Ordered by March 15, 2024	2 Weeks Prior to Show
Minimum days of owning and caring for animal.	185	65	90	70	Chickens: 42 Turkeys: 112 Ducks: 49	Birth
Numbers of animals that can be tagged.	5	4	5	5	15	2 Pens of 3

**CARE & DISPLAY OF ANIMALS:**

1. Exhibitors must be currently enrolled in Gallatin County 4-H or FFA.
2. All animals, except dogs, must have a completed health form and a general health inspection the day of delivery to the Fair. **NO ANIMAL WILL BE ALLOWED TO UNLOAD AT THE FAIRGROUNDS WITHOUT THE INSPECTION!** The general vet inspection may be obtained for free at each species-specific barn during check-in times (see schedule). All animals showing infectious ailments will be sent home. All poultry must be pullorum free. All female beef and dairy cattle over 1 year of age must have a brucellosis certificate with health inspection. Horse owners may have their horses inspected by a veterinarian within the 72 hours before entering the Fair and must bring a health form completed and signed by the veterinarian. Have your Horse's Vaccination Certificate present with you. All horses must have proof of 5 Way vaccination and a West Nile Vaccination is recommended. Strangles vaccination is required for horses under the age of 5. Coggins test is recommended if you have hauled your horse from out of state. Rabies vaccination is required.
3. **EXHIBITORS MUST FURNISH THEIR OWN FEED AND BEDDING** - The Fairgrounds provides the first bedding of wood shavings. Additional days will be provided by exhibitors.

4. **ALL ANIMALS MUST BE FED, WATERED AND STALLS PICKED UP REGULARLY THROUGHOUT THE DAY, EVERY DAY.** Exhibitors must clean stalls their animals occupied; there will be a cleaning charge if left dirty! Adults may provide assistance only when there is concern for the safety of the youth member.
5. Refer to your Project Committee or Market Livestock Contract for additional requirements or guidelines.

**TYING ANIMALS:** For security reasons, all beef and dairy animals (except cow/calf pairs that are in pens) **must** be tied with a neck strap, chain, or rope, in addition to halter rope. Pens will be available for cow/calf pairs upon request on your registration; they must be halter broke and be led from the truck to the pen.

**DISPLAY OF OTHER AWARDS:** Exhibitors may not display awards won at previous shows until after the class in which they are showing has been judged.

#### **HERDSMANSHIP:**

Livestock Exhibitors will be responsible for the appearance, condition and cleanliness of the stalls and barns assigned to them. Neglect of animals will constitute being sent home and disqualified. Every 4-H or FFA member exhibiting livestock is automatically entered in the herdsmanship contest. A \$25.00 award will be presented to an individual in each barn area who displays the best herdsmanship. Rob Brownell provides these awards in memory of his father Bob Brownell.

Consideration for the Award:

1. Stalls and alley in front of your pen kept clean and orderly during the entire Fair.
2. Feed and proper care of your animals throughout the Fair.
3. Courteous and polite to fellow 4-H & FFA members, adults, and Fair visitors in the barn and elsewhere on the Fairgrounds.
4. Neat and clean dress.
5. Equipment neatly stored.

#### **DRESS CODE:**

**Showmanship Classes:** White collared dress shirt, long sleeve. Shirt needs to be tucked in. Tie is highly recommended. Black or dark blue jeans for 4-H members. Official FFA dress for FFA members. Polished boots for large livestock showmen. Clean tennis shoes are acceptable in sheep, rabbit, and poultry divisions.

**Market and Breeding Classes:** Either official 4-H dress code (White shirt, dark pants) or collared western shirt with black or dark jeans and polished boots.

**Market Sale:** Either official 4-H dress code (White shirt, dark pants) or collared western shirt with black or dark jeans and polished boots.

**FFA Dress code:** Official Dress for Showmanship and Sale. White shirt, black pants for Market/Breeding Classes.

#### **SHOWMANSHIP RULES:**

1. Only 4-H & FFA members will be permitted to fit animals. Younger members are encouraged to get assistance from other enrolled Gallatin Co. 4-H/FFA members. Animals will be disqualified from the Showmanship Contest if this rule is broken. Adults may provide assistance only when there is concern for the safety of the youth member.
2. **NO** outside groomers/ fitters for any shows.
3. Only 4-H & FFA members are eligible to hold animals in the show ring.
4. 4-H or FFA members must be exhibiting their project animal enrolled in that project to participate in the showmanship contest. All beef market animals must be tagged at the initial January weigh in, and ownership of all breeding animals must be proven to beef committee 90 days prior to fair, to be eligible for showmanship.

#### **JUDGING CRITERIA:**

Judging should be based on preparation of animals for show, apparent training and the appearance and behavior of the participating show person. Type of animal should not be considered unless it affects the way the animal should be fitted and shown. Fine or technical points should not be overemphasized to the extent that they are given more weight than an effective job of presenting a clean animal, nor should minor infractions result in disqualification of a show person.

### **SHOWMANSHIP FOR BREEDING ANIMALS ONLY:** (applies to all species except dogs)

1. Animals entered in breeding classes will be judged on breed type and characteristics. Dairy Cattle and Dairy Goats will receive consideration for milk producing characteristics and development for age.
2. Animals shown in breeding classes may not be shown in market classes or vice versa.
3. All female Beef and Dairy Cattle over one year of age must have a Brucellosis Certificate with health inspection.
4. Get-of-Sire (sheep & swine) – 3 animals, offspring of 1 sire. Both sexes may be represented, but not more than 1 male. Owned by Exhibitor. Sire need not be present.

### **SHOWMANSHIP CONTEST AWARDS:**

Each barn (beef, dairy cow, sheep, swine, market and dairy goat, horse, rabbit and poultry) will present awards for their Champion and Reserve Champion Showman in the Junior and Senior divisions. The Grand and Reserve Showman Junior and Senior from each species will participate in the Round Robin.

### **ROUND ROBIN SHOWMANSHIP COMPETITION:**

#### **General Rules:**

1. Large animals and small animals will be combined for the Round Robin Event.
2. The Junior and Senior Grand Champion and Reserve Champion Showman will be selected from each species (Market Beef, Meat Goat, Dairy Goat, Sheep, Dairy Cow, Swine, Rabbit, Poultry and Horse) to compete in the Round Robin.
3. The Grand Champion and Reserve Champion Showman from the above will be the four contestants selected from each species to compete in the Round Robin. The 3rd, 4th and 5th place showman from each species will be identified to provide alternates to Round Robin if necessary.
4. If the same showman wins Grand or Reserve in more than one species, that Showman may choose which species to show in the Round Robin and are still eligible to win the trophy for any species won.
  - a. **NOTE:** Showmen who qualify for Round Robin will be **required** to show **all** species in the Round Robin competition. If a showman does not agree to show all species, they will be required to forfeit from Round Robin and relinquish their spot to the next qualifying showman in their species.
5. The contestant will not show or be scored on their own species in the Round Robin competition.
6. Exhibitors must bring their showmanship qualifying animal to be used in the Round Robin competition.
7. **EXCEPTIONS:** An animal that is not well behaved or poses an undue risk to the other exhibitors will be replaced but must be approved by the species committee. Species committee members, 4-H Agent or FFA advisors may switch animals out for the safety of the animal.

### **ROUND ROBIN SHOWMANSHIP GUIDELINES:**

Members participating in Round Robin need to follow the same showmanship dress code for the species which they qualified. All participants are required to wear boots, for the safety of the youth participant. Refer to your project manual for further guidelines or contact a species committee member. Check specific rules in appropriate divisions.

### **ROUND ROBIN JUDGING CRITERIA AND SCORING:**

1. Judging and scoring will be based on the personal presentation of the exhibitor (appearance, attitude, eye contact), control of the animal (maneuvering and handling the animal confidently), showing of the animal (set up, posing, pattern, awareness of judge), and responses to 2-3 questions from the judge while showing.
2. Fine or technical points should not be overemphasized to the extent that they are given more weight than an effective job of presenting a clean animal, nor should minor infractions result in disqualification of a show-person.
3. All competitors will be scored on a 1 to 5 system. (For example, 1 being very poor, 2 being poor, 3 being good, 4 being very good and 5 being excellent. A total of 25 points will be available; no decimal points will be given.
4. In the case of a tie, individuals' questions scores will be totaled and the individual with the highest total questions score will win the tie.
5. Each round will last approximately 5-8 minutes.

**MARKET SALE RULES: \*\*Market Sale Rules are listed in order of precedence.**

1. Animals **must** be exhibited in a Market Class to be eligible to sell.
2. **Exhibitors are limited to selling 2-animal units.** Please refer to species specific project rules as some projects restrict animal units for first year members.
  - 1 beef = 2 animal units
  - 1 sheep = 1 animal unit
  - 1 swine = 1 animal unit
  - 1 goat = 1 animal unit
  - Pen of 3 rabbits = 1 animal unit
  - Pen of 3 poultry = 1 animal unit
3. Champions and Reserve Champions must sell **unless** they exceed the 2-animal unit limit for exhibitors in the Market Sale. The Market Sale is intended to be a terminal sale. Animals selling through the Market Sale must be declared by 6PM on Wednesday of fair week.
4. Declared market animals are accepted with the understanding that they will be sold at the auction after they have been exhibited and judged, unless released by the 4-H/FFA Market Livestock Committee.
5. Exhibitors must show their own animal in Showmanship and at the Market Sale. Exceptions such as medical and family emergencies must be approved by majority vote of the 4-H/FFA Market Livestock Committee. Exception forms are available at the 4-H Office.
6. All market animals will be weighed at official Fair weigh-in time. This weight is the official weight.
7. All market animals will be weighed once. In the event of an equipment malfunction, all animals in that species will be re-weighed. Margin of error is at the discretion of the project committees.
8. Satisfactory Bill-of Sale must be provided for all market beef at the time animals are weighed. Provisions for releasing mortgaged stock must also be made prior to sale.
9. All animals sold are subject to slaughter inspections. If condemned, carcass will be disposed of at the discretion of the authorities and all money will be refunded to the purchaser. Refunds will be made at the discretion of the 4-H/FFA Market Sale Committee.
10. Exhibitor must take care of their animal(s) until the species check-out time of fair week.
11. Refer to Gallatin County 4-H/FFA Livestock Project Contract and species contracts for additional policies.

**COMMISSIONS & WITHHOLDINGS:**

1. A 5% commission is deducted from the sale price of each animal to pay sale expenses and operating fees. This commission covers but is not limited to the following: Livestock Judge, Buyers BBQ, Insurance coverage, Trucking fees of animals, Auctioneers, Online Sale Platform, Marketing and Advertising prior to sale, Thank you Tab publication after the fair, Equipment and Supplies for the sale, Tax fees, and Donation to Higher Education Scholarships for 4-H youth.
2. The 5% commission will also be deducted from all add-ons.
3. All Market Swine will be deducted a rate of \$0.40 per every \$100 of the sale price to cover the Pork Checkoff Fees. For example, if you sell a market hog for \$2,000, you would multiply that amount times 0.004 (2000 x 0.004 = \$8.00).
4. Sale bids are unrestricted – no one's selling price constitutes a ceiling. Buyers who cannot attend the sale in-person can register to bid online. Proxy buyers must present a current proxy form with a buyer's signature and an upper bid limit when registering for the sale. Proxy buyers who exceed the agreed upon upper bid limit will be personally responsible for the difference in dollar amount.
5. A written thank you should be mailed directly to the buyer immediately following the sale. A list of buyers will be available through the Market Livestock Committee.

# THE 2024 4-H/FFA MARKET LIVESTOCK SALE

FRIDAY, JULY 19th - BIDDING STARTS AT 4:00 PM

**\*\*Auction is live bidding only\*\***

**A Buyer Appreciation Barbeque will be served Friday, July 19<sup>th</sup> at 3:00 - 6:00pm  
under the Small Animal Tent by the AgWest Tent & Auction Ring**

BBQ Sponsored by Daniel's Meats & Provided by [MSU Catering](#)

For more information visit: [4-H Buyers - Gallatin County Extension | Montana State University](#)

**GRAND AND RESERVE CHAMPIONS of all species sell first. Then the following sale order based on  
ribbon colors:**

**2024** = Rabbits – Swine – Goats – Poultry – Sheep – Beef

**2025** = Swine – Goats – Poultry – Sheep – Beef – Rabbits

**2026** = Goats – Poultry – Sheep – Beef – Rabbits – Swine

**2027** = Poultry – Sheep – Beef – Rabbits – Swine – Goats



# DEPARTMENT: BEEF

**BEEF COMMITTEE:** Seth Halverson, Melanie Duffin, Annabel Morgan, Craig DeBoer

## **GENERAL RULES:**

Each exhibitor, parent and leader participating in this department is responsible for reading and complying with the Livestock General Rules and information section pertaining to this specific project. Members must be currently enrolled in the Beef project through Gallatin County 4-H or FFA.

Entry fees of \$15.00/head + \$15.00 for each animal entered in carcass contest are due with completed registration to the Gallatin County Extension office by entry deadline.

ALL requirements must be met on the Beef Project Requirement Agreement that all members sign at the time of the initial January weigh-in.

All 4-H beef members are required to complete a record book and an interview prior to fair for the beef project. Interview times will be scheduled online.

All exhibitors will participate in an Educational Written Test. This written test will be given at the Fair at the mandatory meeting. Tests will be given according to Novice, Junior, and Senior class, and tests will be graded.

It is required to participate in Showmanship. If an exhibitor chooses to use a female for their showmanship entry, and safety cannot be maintained due to a mixed sex class, the female may be dismissed. However, the exhibitor will still be placed by the judge. Age divisions are as follows: Novice (first year), Junior (ages 8-13), Senior (ages 14 & over). Only the Grand and Reserve from the Junior and Senior Divisions will be eligible for the Round Robin.

Neck ropes must be used on all beef cattle in the barn and in the tie out area outside whenever the member is not actively working with the animal. Cattle must remain in the barn until the designated tie-out time of 6:00 p.m. unless otherwise stated by the Beef Committee. Animals must be tied in the barn and be fed and watered before 9:00 a.m.

## **RULES & REGULATIONS:**

1. Brucellosis requirements for the Beef project: If you animal(s) live or graze in the DSA area, you must show proof of current blood tests for all 4-H events. Proof will be required at fair Vet check-in. Failure to show proof will disqualify all of your animals that are housed together. If your other animals are housed separately, you may be eligible to participate with animals that show proof of a negative test, with the approval and consent of a supervising vet. All sexually intact cattle must be tested for Brucellosis within 30 days prior to leaving the DSA, for the 4-H fair, any 4-H related events or changing ownership
2. All market and carcass beef must be owned and in possession of 4-H member by the mandatory January weigh in, no less than 180 days prior to fair. The exhibitor must be the primary caretaker of the animal. Market beef must be born after January 1 of prior year. Exception: Grass Fed beef projects must be no older than 24 months by the date of Fair. Breeding animals must be owned and cared for by member at least 90 days prior to the Fair. Proof of ownership, contract or share agreement will be required. 90-Day rule does not apply to breeding stock that is an offspring of a female project animal owned by the exhibitor.
3. Eligible market entries must weigh at least 1050 lbs. to be eligible to sell through the market sale. Entries under 1050 lbs. will be shown in a feeder class. Market animals will go across the scale once during check in time. Any beef over 1450 lbs. will be sold as a beef weighing 1450 lbs. No weight slips will be accepted.
4. Each exhibitor may enter and exhibit up to two Market Beef and unlimited breeding beef on their registration. Market Beef will compete in divided classes. Classes will be determined at the time of the show based upon weight and the number of entries. Weights will also be made available to the judge. Grand and Reserve Overall Champion will be selected from the top two (1st & 2nd) place winners from each of the weight classes.

5. Beef will not be allowed to show with tags other than an Eid or the official Gallatin Co. administered tag. If an animal loses its official Gallatin Col tag, you must contact a beef leader to retag your animal. Animals must be retagged BEFORE fair check-in, NOT at check-in.
6. Immediately following the Market show, and no later than 6:30 pm, exhibitors must let the Beef Committee know which animal they will be selling. This decision is final, and changes may not be made. Grand and Reserve Champion Market beef must sell unless they exceed the 2-animal limit for exhibitors in the Market Sale. In this case, the third overall will sell in the place of the Reserve Champion. This is so that the one animal unit rule stands from the Market Livestock Sale Rules.
7. Steers or heifers are eligible to be exhibited in the Market Class. Steers must be castrated prior to January weigh-in. Exhibitors must prove that the market heifer is pregnancy-checked open by a veterinarian or certified technician within 30 days of Fair. Market heifers that are not spayed will be required to monitor and time heat cycles to promoted safety in a mixed sex project. Every effort will be made to prevent a female from cycling during the fair dates. This process will be approved by a supervising vet to observe withdrawal times and maintain meat quality assurance.
8. The natural color of a market or breeding animal cannot be altered using any artificial coloring. However, products that match the animal's natural color may be used in the fitting process from the knees and hocks down and on the switch only. For example, black products may be used on a black-legged animal, red on a red-legged animal, and white on a white-legged animal. But under no circumstances can color be used to cover an animal's natural color or pattern, anywhere on the body. Refer to the national code of ethical fitting. Disqualification for breaking this rule will result in selling last in order of Beef in the Market Sale. After initial beef check-in, all animals must be fitted by enrolled 4-H youth members only. Parents may only intervene for safety reasons. Professional fitters are not allowed under any circumstance. Animals can be disqualified if this rule is proven to have been broken.
9. A vet check is required upon arrival at the fairgrounds and before the animals can be unloaded and stalled in the barn. A vet will be available at the time of the weigh-in. All parents and kids will complete and sign the vet form agreeing they are disclosing all medical care or issues from the entire project term. (Example- a long lasting infection, even early in the project, could affect meat quality.) Once the animals check into fair, the member or parents are no longer allowed to treat for medical issues on their own. A vet and the beef leaders will use their discretion for all medical care. Not following this could result in termination of exhibitor.
10. If a sedative must be used, the sedative must be prescribed and administered by a licensed veterinarian after the approval of the Beef Committee. Homeopathic substances must also be approved by the Beef Committee and supervising vet. Use of unapproved substances can result in disqualification.
11. A proper bill of sale or brand inspection is required at check-in.
12. Market Beef and Breeding animals must be without horns. For Breeding animals only, an exception may be made for horns of a Heritage breed (Please see requirements in Beef Breeding: Heritage Breed rules). Dehorned animals with scurs less than 2 inches may be allowed with written approval by the beef committee.
13. All animals must remain under control for the entirety of the week. If the animal is deemed as unsafe, the Beef Committee, the Livestock Committee, Extension Office, and Gallatin County Fairgrounds have the right to remove animal from the fairgrounds and the market sale.
14. The Beef Committee has the right to amend any rule when needed.

## **DIVISION 200: BEEF MARKET**

Exhibitor may enter up to two market beef, 1050 pounds and over. Class will be split according to weight and number of entries. An entry fee of \$15.00/head is due with completed registration. (If you are bringing additional animals, please enter this division for each animal)

### **CLASS 1** Market Beef

## **DIVISION 201: BEEF ULTRASOUND CARCASS EVALUATION**

To be considered in the carcass evaluation contest, you must enter each animal during registration and pay \$15.00 per head. Award money will be paid to the top four places.

### **CLASS 1** Carcass Evaluation Contest

## **DIVISION 202: BEEF SHOWMANSHIP** (Required of all exhibitors)

**CLASS 1** Novice Division (first year member, any age-if you opt to show here, not eligible for Round Robin)

**CLASS 2** Junior Division (ages 8-13)

**CLASS 3** Senior Division (ages 14+)

## **DIVISION 203: BEEF BREEDING**

All registered stockowners must show original breed certificates in own name or transfer papers including ownership. Livestock must be owned and cared for by the youth member ninety (90) days prior to the Fair. Proof of ownership, contract or share agreement will be required. Ninety-Day rule does not apply to breeding stock that is an offspring of a female project animal owned by the exhibitor. Project animals are defined as animals tagged, tattooed, weighed, or declared before the species deadlines.

**CLASS 1** Junior Heifer Calves (calved Jan. 1st and after)

**CLASS 2** Senior Heifer Calves (calved Sept. 1st – Dec. 31st)

**CLASS 3** Summer Yearling Heifers (calved May 1st– Aug 31st)

**CLASS 4** Junior Yearling Heifers (calved Jan 1st– Apr 30th)

**CLASS 5** Cow-Calf Pair (with calf at side)

**CLASS 6** Junior Bull Calves (calved Jan. 1st and after)

**CLASS 7** Pen Show (halter broke bred heifer, cow calf pair, displayed in pen)

**CLASS 8** Heritage Breeds –

### **Heritage Breed Rules:**

1. **\*\***Horns may be allowed on a classified Heritage breed if horns follow the breed standard.
2. All Heritage breeds with horns (individuals or cow/calf pairs) will be displayed in a pen, not tied with other beef exhibits. All horned animals must remain in their assigned pens unless they are actively preparing to show or are showing. If the exhibitor needs to take a horned animal to the wash rack, prior arrangements must be made with a beef leader.
3. Horned animals will not be allowed in the Beef tie outs. All horned animals will be shown with the highest level of safety in mind. Any unruly behavior or safety concerns will result in immediate dismissal from the show. Horned animals may **NOT** be used for showmanship.
4. Veterinarian approval of safety must be submitted with ownership documentation at least 90 days prior to fair. It is the members responsibility to adhere to any veterinarian safety requirements for horn modification, which will align with breed standards as well as veterinarian discretion.

## **DIVISION 204: BEEF WRITTEN TEST** (Required of all exhibitors)

The Educational Written Test will be given at the mandatory beef project meeting during Fair. Tests will be given according to age and will be graded.

**CLASS 1** Novice (first year in project)

**CLASS 2** Junior (4-H ages 8-13)

**CLASS 3** Senior (4-H ages 14+)

## **DIVISION 205: BEEF SPECIALTY**

To establish a specialty class, there must be 8 or more qualifying entries. Specialty classes can be awarded a Grand and Reserve Champion.

**CLASS 1** Gallatin County Bred & Fed – Open to any market steer or market heifer “bred, born and raised to finish” in Gallatin County. Eligibility will be determined by COOL forms. Award money is collected from sponsors and divided among live show winners and carcass winners. To win award money from the bred and fed carcass portion, you must enter the carcass contest.

**CLASS 2** Park Gallatin Hereford Association – Open to any steer with at least ½ Hereford breeding, the top four places will receive monies from the Park Gallatin Hereford Association - \$100 to 1st place, \$75 to 2nd place, \$60 to 3rd & \$50 to 4th place.

**CLASS 3** Red Angus – Must have 5 or more qualified entries to hold this class. Animals must be more than 50% Red Angus.

## **BEEF SPECIALTY AWARDS**

**The Montana Hereford Association**, Lorrie Wacker, 143 Muddy Loop Road, Plentywood, MT 59254, (406) 895-2670:

- Hereford Windbreaker Jacket to a County or multi-County Grand Champion Steer of the live show if properly documented as a Hereford
- Hereford Windbreaker Jacket to a County or multi-County Top Steer of Merit or equivalent, (i.e., in counties using ultrasound rather than actual plant measurements), if properly documented as being at least 50% Hereford ancestry
- Hereford Windbreaker Jacket to a County or multi-County Supreme Champion Female or equivalent, (i.e., overall breeds and ages showing), if documented as being purebred Hereford
- Certificate of Achievement to a County or multi-County Champion Hereford Steer or Female if documented as being Hereford. Award winners will be notified of and be invited to the annual Montana Hereford Association convention and Beef Bash held in conjunction with the Montana Stockgrowers Convention in Billings in December. Awards will be shipped to those not able to attend.

**The Park/Gallatin Hereford Association** will award \$25.00 to the Champion Heifer and \$15.00 to the Reserve Champion Heifer if they are at least 50% blood Hereford. They will award \$150.00 to the Grand Champion Market Steer if it is straight Hereford.

**The Montana Angus Auxiliary** will award a Jacket to the winning 4-H or FFA Exhibitor with an Angus Breeding Project, within the following criteria:

- Winner must have competed & won against three other breeds, not necessarily all Black Angus.
- Winner must be straight-bred BLACK ANGUS, registered or commercial, (Red Angus do not qualify).
- Exhibitor must own the animal prior to the Fair, leased show animals are not eligible.

**The Montana Angus Auxiliary** sponsors a Montana Silversmiths Angus Belt Buckle to the outstanding junior exhibitor with a Black Angus Heifer, Cow, Cow/Calf pair in the breeding project at the Fair. The following guidelines will apply:

- Black Angus breeding stock receiving a blue ribbon in the show are eligible (Red Angus do not qualify).
- Quality of the exhibitor's project must be considered.
- Steers will no longer be considered for this award
- Size of the project (number of animals exhibited), completed record system, & related projects could be considered, if necessary.
- Exhibitor must own the animal prior to Fair, leased show animals are not eligible.

**The Montana Red Angus Association** will award a buckle to a Red Angus steer or female if the animal is Overall Grand Champion or Reserve Champion of the breeding class, market class or carcass competition. To win this award, the steer or female are to be the progeny of a registered Red Angus bull or out of a registered Red Angus cow and be at least 50% Red Angus. Please contact the association at the end of your fair if the county has qualifiers. The presentation of the award is made at the MTRAA annual happenings. Tena Ketchum, MTRAA President, 1721 Plevna Rd, Plevna, MT 59344, (406) 778-3819, ketchum@midrivers.com.

**The Montana Simmental Association** will give an award for the Grand Champion Market Steer, Grand Champion Carcass and Grand Champion Female for 4-H or FFA, if the animal is identified on their stall or barn card as being Simmental or Simmental cross. Contact Clay Lassle, 42 Road 245, Glendive, MT 59330, (406) 486-5584 with a list of winners, pictures of winners if possible, and jacket sizes so awards can be ordered.

Some of the Beef Awards are subject to change

# DEPARTMENT: DAIRY COW

**PROJECT LEADERS:** Shawna Oostema and Cassie Smieja

## **GENERAL RULES:**

Each exhibitor and parent participating in this department is responsible for reading and complying with the Livestock General Rules and the additional information section pertaining to this project. Members must be currently enrolled in the dairy project and all animals shown at the fair must have been in the exhibitor's possession by May 1, 2024, or the parent to the animal must be on 4-H records by May 1, 2024.

Entry fees of \$15/exhibitor are due with completed registration.

All 4-H members are required to complete a record book and an interview prior to the fair and all check in and check out times must be followed. Each exhibitor is responsible for checking in their own animals during the vet check/check in time at fair.

Alterations to the check-in and check-out times may be considered but such requests must be made well in advance to the project leader and are subject to approval. Each exhibitor will also be required to participate in the showmanship division at either the junior or senior level based on the exhibitor's age. Each exhibitor is also required to create a poster on a dairy-related topic to be displayed within the barn area.

Neck ropes must be used on all dairy animals which are stalled in the barn area. All animals must be fed/watered and milked out before 9:00am and stalls must always be presentable to the public. Exhibitors and legal guardians will also be required to sign up for barn duty throughout the week. An award will be given at the end of the fair week to the exhibitor(s) who best demonstrates good herdsmanship throughout the week.

## **DIVISION 210: DAIRY COW SHOWMANSHIP** (Required of all exhibitors)

**CLASS 1** Junior Division (ages 8-13)

**CLASS 2** Senior Division (ages 14+)

## **DIVISION 211: DAIRY COW BREED SHOW**

The top placing animals from each class will be judged for Grand and Reserve of Show immediately following the completion of the breed/age show. Age is based on how old the animal is as of the fair check in date.

**CLASS 1** Bull Calf

**CLASS 2** Heifer Calf under 7 months

**CLASS 3** Heifer Calf 7-10 months

**CLASS 4** Summer/Junior Heifer 11-16 months

**CLASS 5** Winter/Senior Heifer 17-23 months

**CLASS 6** Junior Milking (2-4 years old)

**CLASS 7** Senior Milking (4+ years old)

## **DIVISION 212: EDUCATIONAL POSTER** (Required of all exhibitors)

A poster of a dairy related topic is required to be completed by all dairy project members. Posters must be ready to be displayed on fair check-in day.

**CLASS 1** Junior Poster (4-H ages 8-13)

**CLASS 2** Senior Poster (4-H ages 14+)

# DEPARTMENT: GOATS

**MARKET GOAT COMMITTEE:** Gena Johnson, Wendy Ward

**DAIRY GOAT COMMITTEE:** Lea'h MacDonald, Cassandra Mitchell, Rachel Colton

## GENERAL RULES:

Each exhibitor, parent and leader participating in this department is responsible for reading and complying with the Livestock General Rules and information section pertaining to this specific project.

Members must be currently enrolled in the Goat project through Gallatin County 4-H or FFA.

All 4-H Goat members are required to complete a record book and an interview for the Goat project. Interview times will be scheduled online. AQA is required for both Market and Dairy Goat projects. Market goat project members are required to sign the Market Livestock Contract and a Market Goat contract.

Exhibitors must have attended at least **four** approved workshops including at least one showmanship workshop by fair. It is also required for members to attend tagging and weigh ins.

An entry fee of \$10.00 per animal will be charged. There will be no charge for Doelings and Bucklings (6 months & under).

It is required to participate in Showmanship. Only the Grand and Reserve from the Junior and Senior Divisions will be eligible for the Round Robin.

Junior members in Goat (except first year members) are required to enter an educational option, these will be displayed in the Livestock barn. Senior members have the option of taking a test or entering an educational poster.

Junior and Senior members must handle, wash, clip and fit their goats with no adult help (including parents) unless there is a safety concern. In that case, a committee member must be notified. If a non-4-H member is caught helping without committee permission during the fair, the exhibitor will be disqualified from showmanship. Novice and first year Junior members may have assistance. If a member is in multiple project and requires some assistance with feeding/caring for their goat, please let a committee member know beforehand when they will need the help from a family member/friend.

No breeding age bucks will be allowed. All Dairy Goats must be polled or disbudded (exceptions may be approved by the livestock committee).

All animals must have gone through a veterinary check no more than 3 days prior to Fair or may go through inspection during Fair check-in (refer to schedule).

All dairy goats must be CL/CAE tested once. Documentation must be turned into the goat committee by July 1st.

The Goat Committee has the right to amend any rule when needed.

## DRESS CODE:

**Dairy Goat** - White pants and white top required for breed and showmanship.

**Market Goat** – Dark pants or jeans, nice show shirt or black polo market goat shirt (if offered through the project for that year).

Showmanship follows the dress code for the animal you are showing in showmanship. Boots are recommended for all classes. FFA Official Dress required for FFA members.

## **DIVISION 220: MARKET GOAT**

Exhibitors can tag up to 5 market goats and sell two. Market goats can be wethers or does. Market goats must be born on November 1st or after of the current 4-H year and must be in possession by May 5th for mandatory tag and weight. A bill of sale that includes the birth date and castration date will need to be provided at this time. Castration must be done no later than 14 weeks of age. If not, the goat will be disqualified from show and sale. This includes a retained testicle. Goats must weigh a minimum of 65 lbs.

Members are required to show in both market class and showmanship, or they will not participate in the sale. Only the market goat member may sell their market goat at the livestock auction. An entry fee of \$10.00/head is due with completed registration. If you are bringing additional animals, please enter this division for each animal.

**CLASS 1** Market Goat

## **DIVISION 221: MARKET GOAT ULTRASOUND CARCASS EVALUATION**

Open to all goats entered in the Gallatin County Market Goat Show. Goats must be finished does or wethers with no weight limits. Attendance at ultrasound evaluation is required to receive ultrasound contest awards. Ultrasound awards will be determined by the Committee.

**CLASS 1** Ultrasound Carcass

## **DIVISION 222: MARKET GOAT SHOWMANSHIP** (Required of all exhibitors)

**CLASS 1** Novice Division (first year member, any age, not eligible for Round Robin)

**CLASS 2** Junior Division (ages 8-13)

**CLASS 3** Senior Division (ages 14+)

## **DIVISION 223: BREEDING ANIMALS – MARKET GOATS**

### **MARKET BREEDING DOES**

**CLASS 1** Doeling (under 1 yr.)

**CLASS 2** Doe (1-2 yrs.)

**CLASS 3** Aged Doe (3 yrs. and older)

## **DIVISION 224: DAIRY GOAT SHOWMANSHIP** (Required of all exhibitors)

The American Dairy Goat Association provides the scoring system of showmanship and the breed show, and those rules will prevail.

**CLASS 1** Novice Division (first year member, any age, not eligible for Round Robin)

**CLASS 2** Junior Division (ages 8-13)

**CLASS 3** Senior Division (ages 14+)

## **DIVISION 225: BREEDING ANIMALS – DAIRY GOATS**

### **DAIRY GOAT BREEDING** - Specify breeds on registration

**CLASS 1** Doelings (6 months & under)

**CLASS 2** Doelings (7 months-12 months)

**CLASS 3** Does, Dry (under 2 yrs.)

**CLASS 4** Does, Milking (under 2 yrs.)

**CLASS 5** Does (2-3 yrs.)

**CLASS 6** Does (3 yrs. and older)

**CLASS 7** Buckling (male goat not castrated, born after January 1 of show year)

**CLASS 8** Product of Dam (2 offspring, preferably does, preferably more than 1 sire can be represented, but not required)

**CLASS 9** Get-Of-Sire (3 offspring with the same sire, any number of dams can be represented)

**CLASS 10** Dam and Daughter (3 generations, dam with 2 generations of offspring)

**CLASS 11** Best Udder

## DIVISION 226: UTILITIES

**CLASS 1** Packing (Milking Does entered in above classes are eligible)

**CLASS 2** Costume Contest

## DIVISION: 227 DHI MILK TESTING

DHI milk testing is a vital tool for any dairy program. You can learn a lot about your dairy goat's diet, breeding, genetics and much more. All members are encouraged to participate in milk testing so you can have a snapshot of how their animals are producing. Milk will be tested through the Washington DHIA.

**CLASS 1** Milk testing

### **ELIGIBILITY REQUIREMENTS:**

1. Does must be at least two weeks fresh
2. All breeds are welcome to compete and animals will be scored based on their breed standards. If they are a cross breed, they will be scored based on what those breeds should produce.
3. If animals are registered and their paperwork is in order with the registry, they may be eligible for milk stars. If you are hoping to achieve a milk star, please check your registry prior to fair and make sure you have all the required steps completed so the doe can be awarded the star.
4. **Milk testing fees will be \$4.00 per goat enrolled.** This will cover the costs of tests, paperwork and shipping fees.

### **TESTING PROTOCOL:**

1. The doe will be milked out the night before (12 hours prior to the first test) and they must be verified as completely milked out. The time will be noted by a certified tester.
2. The day of the test, 12 hours after the initial milking, the goat will be milked out and the milk weighed. This will be monitored by the tester, timed, and weighed on a certified scale.
3. The second test must be done 12 hours after the first test. Again, this test will be monitored, timed, and weighed by the tester.
4. Milk samples will be taken from the milk after weighing and will be sent to Washington DHIA lab for testing.

## DIVISION 228 EDUCATIONAL POSTER (Required of all junior exhibitors except 1<sup>st</sup> year. Seniors can take a test or enter an educational poster.)

May include posters, educational displays, notebook essays, etc. Posters will be displayed in the livestock barn.

**CLASS 1** Educational Poster



# DEPARTMENT: SHEEP

**SHEEP COMMITTEE:** Ruth Carr, Craig Carr, Kim Flikkema, Robert Flikkema, Jodilynn Kelley, Jodi Smith

## GENERAL RULES:

Each exhibitor, parent and leader participating in this department is responsible for reading and complying with the Livestock General Rules and information section pertaining to this specific project.

Members must be currently enrolled in the Sheep Project.

Entry fees of \$15.00/animal are due with completed registration by 4-H Fair registration deadline.

All Sheep members are required to complete a record book, seven (7) activities in the current years project book, and an interview for the sheep project. Interview times will be scheduled online.

All exhibitors, except first year Novice, must enter and exhibit an Educational Poster (displayed in the Sheep barn – due at 6 pm Monday at check in).

Exhibitors must have signed a “contract” and attended at least four (4) approved workshops by June 26<sup>th</sup>.

Trophies may be awarded at Judge or Committee discretion providing exhibits exceed one entry per class and meet blue ribbon or higher standards.

Exhibitors must be checked-out by a committee member prior to release. Members leaving equipment, stalls, or barn area dirty will be charged a cleaning fee of \$25 to be deducted from your market sale check after the sale of your animals.

## RULES & REGULATIONS:

All sheep entering the fairgrounds must undergo a veterinary check or must have a current health certificate. Before being admitted to the fair, sheep must be sound, in good health, and free of communicable diseases.

Market lambs must be owned by the exhibitor, ear tagged by the Sheep Committee, have a breeder’s Scrapie ear tag and be in the member’s possession/care for a minimum of 70 days prior to Fair.

All breeding project animals must be present at tagging (May 5<sup>th</sup>, 2024) to confirm ownership.

All breeding stock of any age must be identified with a Federal Scrapie Program identification number. This requirement also applies to all ewe lambs entered in market lamb classes. If the designated lamb does not have a Scrapie Tag, it will not be allowed to enter the fair.

Lambs must weigh at least 110 lbs. at check in. Lambs under 110 lbs. will not be allowed to sell but will be allowed to show in the feeder class. Lambs weighing over 160 pounds will be sold at 160 pounds.

Lambs will be divided into weight classes. Enter each lamb separately. If a 4-H member has 2 lambs in one weight class, they may find another Gallatin County 4-H/ FFA member to show for them.

Halters will not be allowed in the show ring. However, in the Novice class, exceptions may be granted with prior committee approval.

All market lambs shall be slick shorn prior to fair weigh in.

If a member cannot show their own lambs in the market class, other arrangements must be made with another Gallatin County 4-H/FFA member to show for them. The Sheep Committee must be notified in advance and will review and make all decisions on the request.

Each Exhibitor can enter a maximum of 2 market lambs in the Gallatin County 4-H/FFA Fair.

### **DIVISION 240: SHEEP MARKET**

Entries can be either ewes or wethers. To sell their lambs in the market sale, exhibitors must participate in showmanship and lamb(s) must be shown in the market show. All market lambs shall be slick shorn prior to fair weigh in. (If you are bringing additional animals, please enter this division for each animal)

**CLASS 1** Sheep Market

### **DIVISION 241: SHEEP ULTRASOUND CARCASS EVALUATION**

Open to all lambs entered in the Gallatin County Market Lamb Show. Lambs must be finished ewes or wethers with no weight limits. Attendance at ultrasound evaluation is required to receive ultrasound contest awards. Ultrasound awards will be determined by the Committee.

**CLASS 1** Ultrasound Carcass

### **DIVISION 242: SHEEP SHOWMANSHIP** (Required of all Market and Breeding exhibitors)

Member's choice of entered project sheep, no ewes over 1 year old or rams (safety issues).

**CLASS 1** Novice Division (restricted to 1<sup>st</sup> and 2<sup>nd</sup> year members who are 4-H age 8-10: entrants not eligible for Round Robin)

**CLASS 2** Junior Division (4-H ages 9-13)

**CLASS 3** Senior Division (4-H ages 14+)

### **DIVISION 243: SHEEP BREEDING SHOW**

Members must be enrolled in a 4-H or FFA Breeding Project and only project animals may be entered. There is no limit on entries. Animals showing in Breeding Division cannot have been shown in the Market Lamb show. The supreme champion and reserve champion will be selected from the winner of breeding classes 1, 2, 3, 7, 8, and 9. Participation in Sheep Showmanship is required.

#### **BREEDING – MEAT BREEDS**

**CLASS 1** Aged Ewe

**CLASS 2** Ewe 1-2

**CLASS 3** Ewe Lambs

**CLASS 4** Ram Lambs (Born January 1st or later of current year)

**CLASS 5** Product of Dam (ewe with current year's lamb(s) shown at side.

**CLASS 6** Farm Flock (3 head owned by 1 exhibitor, no rams unless pre-entered in ram lamb class)

#### **BREEDING – WOOL BREEDS**

**CLASS 7** Aged Ewe

**CLASS 8** Ewe 1-2

**CLASS 9** Ewe Lambs

**CLASS 10** Ram Lambs (Born January 1st or later of current year)

**CLASS 11** Product of Dam (ewe with current year's lamb(s) shown at side.

**CLASS 12** Farm Flock (3 head owned by 1 exhibitor, no rams unless pre-entered in ram lamb class)

### **DIVISION 244: WOOL CLASS**

#### **Guidelines for entering fleeces into fair:**

Fleece must be shorn in the calendar year in which the fleece is being judged.

Fleece may not have more than 12 months growth.

Fleece must come from the breeding project that is being exhibited at fair.

All fleeces should be skirted to remove manure tags and large organic/vegetable material.

All fleeces will be weighed after check-in at the fair.

Judging for textile class will be based in part on suitability of the fleece for hand spinning.

Judging for commercial class will be based in part on grade of the fleece.

**CLASS 1** Textile

**CLASS 2** Commercial

**DIVISION 245: EDUCATIONAL POSTER** (Required by all exhibitors, except 1st year Novice)

May include posters, educational displays, notebook essay, etc. Only current year's work allowed. Posters will be displayed in the sheep barn.

**CLASS 1** Educational Poster

# DEPARTMENT: SWINE

**SWINE COMMITTEE:** Merle Farrier, Lee Nuss, Kelly Pavlik, Eric Johnson, Cory Taylor, Sarah Bailey, Libbie Oram, Jenni Holzworth, Brittany Harwood

## GENERAL RULES:

Each exhibitor, parent and leader participating in this department is responsible for reading and complying with the Livestock General Rules and information section pertaining to this specific project.

ALL requirements must be met on the Swine Project Contract and the Gallatin County 4-H Livestock Contract that all members sign, including but not limited to Dress Code and Code of Conduct.

An entry fee of \$20.00/animal is due with completed registration by 4-H registration deadline.

Members must be currently enrolled in the Swine project through Gallatin County 4-H or FFA.

All 4-H Swine members are required to complete a Record Book, seven new workbook activities per year and a project interview for the Swine project. Level 3 members can seek substitution to workbook activities with approval of the committee.

All 4-H and FFA Swine Members are required to participate in Showmanship. First year Swine Project members may show in the Novice Showmanship class regardless of age. Only the Grand and Reserve from the Junior and Senior Divisions will be eligible for the Round Robin.

All 4-H and FFA Swine Members are required to enter an Educational Poster Option, these will be displayed in the Livestock Barn. The posters must be on display no later than Wednesday at 8 a.m. Members may not participate in the Market Sale if they do not enter and appropriately display a poster.

Ultrasound Carcass Evaluations will be done for all entered animals (must be enrolled in Division 250 Market Swine). All animals evaluated will be eligible for the Carcass Contest Awards. The current Montana Symbol of Excellence Carcass Standards will be utilized and posted during the Fair. Award money will be paid to the top ten (10) places and results will be available at the conclusion of Fair.

All 4-H and FFA Swine Members that sell in the Market Livestock Sale are subject to the 5% commission as well as a deduction of \$0.40 per \$100 of their sales to cover Pork Checkoff Fees. Please reference RULES FOR 4-H & FFA ANIMAL PROJECTS/ MARKET SALE RULES (see pg. 31) for more information on these fees.

## RULES AND REGULATIONS:

Exhibitors are allowed to exhibit two (2) Market Weight Animals; two may be shown in market class. First year Swine Project Members that have not been in a Market Livestock Project before will only be allowed to exhibit one (1) Market Weight Animal, one will be shown in the Market Class.

All swine entering the fairgrounds must be tagged with a Gallatin County issued tag and must undergo a veterinary check before the animals can be unloaded and stalled in the barn. A vet will be provided by the Swine Project at the time of the check in.

Market Swine will compete in divided classes. Classes will be determined at the time of the show based upon weight and the number of entries.

## **DIVISION 250: MARKET SWINE**

If you are bringing multiple animals in this division, please create an entry for each animal (Exact tag numbers can be adjusted later). Swine must weigh 220 pounds to sell in the Market Sale. Any swine under 220 pounds will show in the feeder class and will not sell in the Market Sale. Swine weighing over 290 pounds will be sold at 290 pounds in the Market Sale. Grand Champion & Reserve Champion Market Swine must sell in the Gallatin County Market Livestock Sale unless they exceed the 2-animal unit limit for exhibitors in the Market Sale.

**CLASS 1** Market

## **DIVISION 251: SWINE ULTRASOUND CARCASS EVALUATION**

Enter each animal enrolled in the Class 1 Market. No additional charge for this evaluation, as it is included in the \$20 entry fee.

**CLASS 1** Ultrasound Carcass Evaluation

## **DIVISION 252: SWINE SHOWMANSHIP** (Required of all exhibitors)

**CLASS 1** Novice Division (first year members, if entrants select this, not able to enter in Round Robin)

**CLASS 2** Junior Division (4-H ages 8-13)

**CLASS 3** Senior Division (4-H ages 14+)

## **DIVISION 253: EDUCATIONAL POSTER** (Required of all exhibitors)

May include posters, educational displays. Posters must be displayed in the livestock barn by Wednesday at 8 am.

**CLASS 1** Educational Poster

## **DIVISION 254: BRED & FED**

Market swine bred and raised in Gallatin County may be shown. Eligibility will be determined by receipt/Bill of Sale or the COOL Source Verification form AND must be indicated at the time of registration for the Fair.

**CLASS 1** Gallatin County Bred & Fed

## **DIVISION 255: BREEDING CLASSES**

Vet Checks, Tagging, and all other rules apply. See Ownership Rules for Breeding Animals (pg. 28)

**CLASS 1** Young Gilt (<1 year)

**CLASS 2** Sow (any age)

# DEPARTMENT: POULTRY

**POULTRY COMMITTEE:** Shawna Oostema, Judy Brownell, Judy Neiminen, Kamy Miller, Lorraine Sheroian, Rachel Colton, Lea'h MacDonald; Youth Representatives: Madison Oostema and Moriah Colton

## GENERAL RULES:

Birds must be in possession by May 1, 2024, or on a confirmed delivery (market birds) by March 15, 2024.

Exhibitors must complete a poultry interview. The interview will be held during the main project interview time held prior to fair. Exhibitors are asked to dust their birds for lice 7 days prior to check-in at the Fair.

A veterinarian or licensed tech will check all birds at check-in. Exhibitors may be asked to take a bird home, due to infestation with lice, illness, stress, or poor condition. Disregard of animal health and the health of other 4-Her's animals is grounds for expulsion from the Fair.

All birds must be banded. Leg band numbers must be listed for each individual bird on the coop card displayed at fair.

Entry fee is \$15.00/member (up to 10 entries and a trio/pair is considered 1 entry). If any one individual is planning on taking more than 10 entries, please contact a project leader prior to submitting your entry to the 4-H office. The entry fee is used for judging costs and awards given out to members.

An additional deposit of \$20.00/member will be due at the time of check in. This deposit will be held during fair and returned to the member during checkout on Sunday if all barn rules have been followed throughout the fair week. Additionally, the poultry committee reserves the right to not give the members earned prizes if barn rules are not followed.

Please contact a project leader or refer to your signed contract for further details or questions.

## BARN RULES:

Animals are to be fed and watered at least twice daily, and cages are to be cleaned daily. Arrangements can be made with fellow 4-H'ers for sharing this responsibility. In addition to caring for their birds, exhibitors are responsible to keep the rest of the barn clean. This includes sweeping, picking up after yourself and making sure no trash is laying about. Courtesy and good sportsmanship is the order of the day.

Exhibitors (not the parents) are responsible for ensuring that they and their poultry are properly checked-in and checked-out, banded, interviewed, shown, weighed, photographed & sold at the appropriate times.

Animals are to remain throughout the Fair, to be released as noted during fair, unless the Poultry Committee rules otherwise. The exhibitor is responsible for cleaning out cages and surrounding area before they check out on Sunday.

Additionally, each exhibitor must sign up (as designated by the Poultry Committee) for barn duty during the fair. Please refer to the 2024 Poultry Project Contract for further details on project requirements and expectations.

## GOVERNING RULES:

The governing rules for judging will follow the most current edition of the American Poultry Association (APA) Book of Standard and posted amendments from the association and the American Bantam Association (ABA) Book of Standard and posted amendments. The market and backyard classes will be judged on the stated standards, 4-H criteria and condition of the entries. Please designate breed/variety of animal on entry for all poultry entries.

### **Age Definitions/Trio and Pair Definitions:**

The age of the animal is based on the date of check in on July 15, 2024.

#### **For Chickens:**

Cock (C) - Male fowl one year or over  
Cockerel (K) - Male fowl less than one year  
Hen (H) - Female fowl one year or over  
Pullet (P) - Female fowl less than one year.  
Age Definitions/Trio and Pair Definitions:

#### **For Ducks:**

Old Drake (DO) - Male one year or over  
Young Drake (DY) - Male less than one year  
Old Duck (DOH) - Female one year or over  
Young Duck (DYH) - Female less than one year.

#### **For Geese:**

Old Gander (GOG) - Male one year or over  
Young Gander (GYG) - Male less than one year  
Old Goose (GOF) - Female one year or over  
Young Goose (GYF) - Female less than one year.

#### **For Turkeys:**

Old Tom (TOT) - Male one year or over  
Young Tom (TYT) - Male less than one year  
Old Hen (TOF) - Female one year or over  
Young Hen (TYF) - Female less than one year.

### **DIVISION 260: MARKET POULTRY** (Pen of 3 birds)

Auction birds will be sold by the pen and not the pound. A pen will consist of three birds of the same breed and preferably the same variety. An exhibitor may enter up to two saleable market pens. Market pens will be weighed during the check in period of fair and those weights will be posted as the judged weight of the pens. Market pens will be judged on uniformity of weight, carcass quality and characteristics. Each pen will be entered based upon the age of the birds at the time of check in.

There will be minimum combined pen weights (3 animals/pen) that each market pen must meet to show and sell for the market project. Chickens will need to weigh at least 12 lbs. Turkey pens will need to weigh at least 45 lbs. and ducks will need to weigh at least 15 lbs. Please contact a project leader with any questions.

- CLASS 1** Chickens 6-8 weeks old
- CLASS 2** Chickens 8-12 weeks old
- CLASS 3** Chickens 12-16 weeks old
- CLASS 4** Turkey Commercial Breeds 16-24 weeks
- CLASS 5** Turkey Heritage Breeds 24-30 weeks old
- CLASS 6** Ducks 7-20 weeks old

### **DIVISION 261: POULTRY SHOWMANSHIP** (Required of all exhibitors)

- CLASS 1** Cloverbud 4-H (ages 5-7 - participation only)
- CLASS 2** Novice (1st year members - does not qualify for Round Robin)
- CLASS 3** Junior (4-H ages 8-13)
- CLASS 4** Senior (4-H ages 14+)

## **DIVISION 262: STANDARD BREEDS FOR SHOW**

Please designate breed/variety of bird and age as defined above on registration.

- CLASS 1** American Large Fowl
- CLASS 2** Asiatic Large Fowl
- CLASS 3** English Large Fowl
- CLASS 4** Mediterranean Large Fowl
- CLASS 5** Continental Large Fowl
- CLASS 6** All Other Large Fowl
- CLASS 7** Crossbreed/Production Large Fowl

## **DIVISION 263: BANTAM BREEDS FOR SHOW**

Please designate breed/variety of bird and age as defined above on registration.

- CLASS 1** Game/Modern Game Bantams
- CLASS 2** Single Comb Clean Legged
- CLASS 3** Rose Comb Clean Legged
- CLASS 4** All Other Comb Clean Legged
- CLASS 5** Featherleg
- CLASS 6** Crossbreed Bantams

## **DIVISION 264: OTHER POULTRY VARIETIES**

Please designate breed/variety of bird and age as defined above on registration.

- CLASS 1** Turkey
- CLASS 2** Geese
- CLASS 3** Guinea
- CLASS 4** Duck
- CLASS 5** Other Variety (Ex: Quail, Peacocks, etc.)

## **DIVISION 265: LAYING HENS, PAIRS/TRIOS**

Please designate breed/variety of bird and age as defined above on registration. Laying Hens/Pullets – recommended to have same breed/variety but mixed pen is allowable.

- CLASS 1** Laying Hens (pen of 3)
- CLASS 2** Laying Pullets (pen of 3)
- CLASS 3** Pairs – Breeding Criteria (must be one male and one female-same breed/variety)
- CLASS 4** Trios – Breeding Criteria (must be one male and two females-same breed/variety)

## **DIVISION 266: OTHER EXHIBITS**

- CLASS 1** Hen and Chick Display
- CLASS 2** Photo Contest - We would like to encourage all exhibitors especially the Cloverbuds to enter a photo for the fair. Exhibitors are allowed to submit up to 3 photos. All photos must be 5X7 or 8X10 and can be mounted or unmounted but must be presentable to the public.
- CLASS 3** Bantam Eggs (6 eggs/container)
- CLASS 4** Standard Eggs (6 eggs/container)
- CLASS 5** Decorated Egg/Egg Basket (basket: minimum of 3 eggs to be used)

## **DIVISION 267: EDUCATIONAL POSTER** (Required of all exhibitors except Cloverbuds)

All regular poultry members must complete a poster on a poultry topic of the member's choice. Cloverbud members are not required to complete a poster but are highly encouraged to submit either a poster or document on a poultry topic of their choice. Please contact a project leader with any questions.

- CLASS 1** Educational Poster



# DEPARTMENT: RABBITS

**RABBIT COMMITTEE:** Monica Samson and Cody Brownell

## **GENERAL RULES:**

Exhibitor must be enrolled in the 4-H project and attend at least 4 approved workshops by July 1.

Rabbit must be owned and in the exhibitors care prior to May 1st, excluding Market rabbits. (Extreme exceptions may be considered by the rabbit committee).

An entry fee of \$5 per market class exhibitor and \$2 per animal in the breed show.

A \$15 cage cleaning deposit per cage will be due at time of check-in. The deposit will be returned at check-out after cage has been cleaned. If paid by check, the check will be held by the rabbit committee and returned at check-out.

All rabbits must pass the inspection of the veterinarian at check-in. If a rabbit is found to have any health issues that the veterinarian or rabbit committee finds a risk to the health of the rabbit or other rabbits, it will not be allowed to stay at the fair. The rabbit committee will attempt to plan for the exhibitor to participate in as many events at the fair as possible.

All 4-H rabbit members are required to complete a record book and an interview prior to the fair.

All exhibitors will participate in an educational written or online test. The test will be given at fair. Tests are given according to novice, junior and senior class and the test will be evaluated.

## **BARN RULES:**

1. Rabbits must be in the Rabbit Barn during the open hours, from check-in on Monday thru check-out on Sunday.
2. The health and safety of the rabbits must always be a priority. The rabbit committee will intervene if necessary.
3. Rabbits will be fed twice a day and have clean water at all times.
4. Cage and area under cage will be kept clean. As the rabbit is the exhibitor's project, the exhibitor should care for the rabbit and clean the cage. Other rabbit exhibitors may help each other with the care of the rabbits.
5. Exhibitors are responsible for having themselves and animal prepared and on time for each show.
6. Courtesy and good sportsmanship are expected from exhibitors.
7. Not following any rule including Rabbit Project Contract Rules could result in the exhibitor returning any awards and removal from the Fair.

## **DIVISION 270: MARKET RABBITS**

Meat pens will consist of 3 rabbits. Rabbits will be no older than 10 weeks. Rabbits will weigh between 3.5 and 5.5 pounds. Rabbits will be the same breed and variety. They will not need to be from the same litter. 4-H member will be in possession of mother from the time of birth until the kits are weaned. Crossbreeds are allowed and will be shown in the crossbreed class. 4-H Member will need to have three rabbits chosen for fair 2 weeks prior to show date. The three rabbits chosen will need to be tattooed in their right ear by a rabbit committee member at this time. Rabbits will be judged on meat type, condition, uniformity, and fur in this order as per A.R.B.A. Standards. Exhibitors may enter 2 market pens per class and may sell up to 2 market pens depending on other animals in sale. Only market pen classes are eligible to sell.

**CLASS 1** Purebred Market Pen

**CLASS 2** Crossbred Market Pen

## **DIVISION 271: RABBIT SHOWMANSHIP** (Required of all exhibitors)

Dress code: white collared shirt and black pants.

- CLASS 1** Cloverbud - participation only (ages 5-7)
- CLASS 2** Novice (first year members)
- CLASS 3** Junior (ages 8-13)
- CLASS 4** Senior (ages 14+)

## **DIVISION 272: RABBIT BREED SHOW** (Specify breed on registration)

**BREEDS:** Rabbits must be entered by breed, variety, age & sex. Purebreds will be judged by A.R.B.A. "Standards of Perfection". Exhibitors are allowed to enter 2 rabbits per CLASS per breed. Rabbits under 6 weeks of age, rabbits that are not weaned and capable of eating a normal pellet diet on a full-time basis, rabbits that do not meet minimum Junior weights, pregnant doe(s) with litters under 6 weeks of age, or doe(s) with unweaned litters over 6 weeks of age will not be shown or displayed. All rabbits must be tattooed. List on registration: breed, variety, sex & age for both crossbreeds & purebred.

Definitions for Four and Six Breeds: Please refer to your 4-H workbook to see which class your breed falls under. Mixed breed/Pet Classes will run under one class and will not be subject to age classes.

- CLASS 1** Junior Buck (6 months & younger)
- CLASS 2** Junior Doe (6 months & younger)
- CLASS 3** Intermediate Buck (6-8 months)
- CLASS 4** Intermediate Doe (6-8 months)
- CLASS 5** Senior Buck (6 months & older)
- CLASS 6** Senior Doe (6 months & older)

## **DIVISION 273: RABBIT MIXED BREED/PET** (Specify breed on registration)

- CLASS 1** Buck
- CLASS 2** Doe

## **DIVISION 274: EDUCATIONAL POSTER OR DISPLAY** (Required of all exhibitors)

Entries are to be displayed in the rabbit barn. Poster or displays must pertain to rabbits (place name & address on back). An exemption will be made for senior members who have created a presentation for a project workshop.

- CLASS 1** Poster or Educational Display

## **DIVISION 275: PHOTO CONTEST** (Optional)

Entries are to be displayed in the rabbit barn. Photo must be mounted on foam board or matted & pertain to rabbits (place name & address on back) Member must be author of photo. Turn in photo during animal check-in.

- CLASS 1** Photo Contest

# DEPARTMENT: DOG

**PROJECT LEADERS:** Shawna Taylor and Jen Osler

## **GENERAL RULES:**

1. Dogs and Exhibitors must be clean and well groomed.
2. **COPY OF RABIES CERTIFICATE MUST BE SHOWN TO BE ABLE TO PARTICIPATE IN THE OBEDIENCE AND AGILITY SHOWS.**
3. Female dogs in heat and sick or injured dogs will not be eligible for exhibition.
4. Aggressive dogs are ineligible!

## **SHOW DRESS CODE:**

**Dog Obedience** - black or dark long pants or skirt, white shirt (either long or short sleeve), and closed toe shoes Cowboy hats are allowed, but not baseball caps.

**Dog Agility** - should be neat, clean, sporty/casual-professional and include running or athletic shoes. Suitable attire includes polo shirts or other collared shirts, non-printed T-shirts, slacks, jeans, shorts. Long hair should be tied back.

## **DIVISION 290: DOG OBEDIENCE SHOW**

**CLASS 1** Cloverbud (ages 5-7)

**CLASS 2** Junior (ages 8-13)

**CLASS 3** Senior (ages 14+)

**CLASS 4** Advanced (2 or more years training with the same dog – MUST be off leash)

## **DIVISION 291: DOG AGILITY SHOW**

**CLASS 1** Cloverbud (ages 5-7)

**CLASS 2** Junior (ages 8-13)

**CLASS 3** Senior (ages 14+)

## **DIVISION 292: EDUCATIONAL POSTER** (Required of all exhibitors except first year members and Cloverbuds)

Indoor display such as a project notebook, poster, photo book, other educational display, item made for pet, etc. Describe entry in detail on registration. Educational Displays will be exhibited in the indoor exhibit building.

**CLASS 1** Poster or Educational Display

# DEPARTMENT: CAT

**PROJECT LEADER:** Julie Oghigian

## **GENERAL RULES:**

1. Exhibitors must be enrolled in the 4-H project and has attended 1 approved workshop and 3 cat meetings by July.
2. All 4-H cat project members are required to complete a record book and an interview prior to the fair.
3. Cats must be owned and in the exhibitor's care prior to May 1 (exceptions may be considered by the Cat project leader). Cats should be brought to the fair in a carrier.
4. **PROOF OF VACCINATIONS** – All cats should be up to date on their core feline vaccinations, including rabies and FVRCP.
5. All cats must pass the health inspection of the veterinarian at check-in. If a cat is found to have any health issues that are a risk to the health of the cat or the other cats, it will not be allowed to participate in the show.
6. Exhibitors are responsible for having themselves and their cat prepared and on time for the show. A leash is required to be on the cat when it is out of the carrier and during the show. Courtesy and good sportsmanship are expected from the exhibitors.

## CAT SHOW DRESS CODE:

Casual-professional dress, collared long-sleeve shirt, closed toe shoes, NO jeans

## DIVISION 293: CAT SHOWMANSHIP

**CLASS 1** Cloverbud (ages 5-7)

**CLASS 2** Junior (ages 8-13)

**CLASS 3** Senior (ages 14+)

## DIVISION 294: EDUCATIONAL POSTER (encouraged but not required)

Indoor display exhibit such as a project notebook, poster, photo book, other educational display, item made for pet, etc.) Describe entry in detail on registration.



**CLASS 1** Poster or Educational Display

# DEPARTMENT: POCKET PETS

## DIVISION 295: EDUCATIONAL POSTER

Indoor display exhibit such as a project notebook, poster, photo book, other educational display, item made for pet, etc. Describe entry in detail on registration.

**CLASS 1** Poster/Educational Display



# DEPARTMENT: HORSE

**HORSE COMMITTEE:** Sheila Smart – HC President & Jumping/Dressage Project Leader, Dave Casto – HC Vice President & Working Ranch Horse Project Leader, Julie Fambro – HC Secretary, Shannon Pumfrey – HC Assistant Secretary, Jon Reed – HC Treasurer, Toni Berger – Assistant Treasurer, Amy Free – HC Member & Colt to Maturity/Green Horse Project Leader, Jessie Sheperd – HC Member & Twister Drill Team Coach, Jess Woodring – HC Member & Reining Project Leader, Sierra Stahl – HC Member & Assistant WRH Leader

## **HORSE & PONY RULES:**

All exhibitors are responsible for reading and understanding the rules and requirements for the show. \* This includes the 4-H & FFA General Rules, Rules for Large Animals, Horse & Pony Rules, State 4-H Horse Show Rules and Gallatin County Policy Manual, Fairground Rules, and all applicable contracts with the Horse Committee. If you need ANY clarification, contact the horse committee prior to fair! Procedures and class criteria will follow the appropriate 4-H Horse project manual and the United States Equestrian Federation (USEF) Rule Book.

Exhibitors must be enrolled in a Western and/or English Horsemanship Level and any other horse related projects in which they plan to show through Gallatin County 4-H. Participants enrolled in Horse Independent Study have unique needs and should enroll in the classes most appropriate for their situation under the direction of the project leader or horse committee. Independent study will compete for Danish only.

An entry fee of \$25 + \$15 each additional horse is due by 4-H registration deadline.

Interview and record books are required of all members showing at Fair in a class. All members must attend minimum of 3 Gallatin County horse workshops to be eligible to compete in general classes. Proof of Flu/Rhino vaccine administered between February 1 and June 1 is required. All fundraising, sponsorships and/or buyout must be turned in by June 1.

Classes listed in this book are NOT in class order. There will be a show schedule printed prior to the show. Be sure to obtain one and refer to it for times and locations of your classes. Classes having less than 3 entries may be canceled or combined.

## **HIGH POINT AWARDS:**

Grand Champion and Reserve Grand Champion Highpoints will be awarded to the horse and rider combination with the most points in both English and Western in each division including Level 1, Junior, Intermediate and Senior.

English High Point: classes include: English-Horsemanship, Equitation on the Rail and Dressage A and B

Western High Point: classes include: Western Horsemanship, Equitation, Showmanship, Bareback, Trail and Reining (Level 2-3 and 4-7).

Grand Champion and Reserve Grand Champion Highpoints will be awarded to the horse and rider combination with the most points in these 5 Colt to Maturity and Green Horse Levels: C2M1, C2M2/GH1, C2M3/GH2, C2M4/GH3, G2M5/GH4.

C2M1: classes include: Showmanship, Trail in hand, Freestyle

C2M2/GH1- C2M5/GH4: classes include: Showmanship, Challenge, Trail, Western and English Horsemanship, Western and English Equitation on the Rail. (Points for Danishes in these classes will be used to calculate the fair portion of the year end award.)

Grand Champion and Reserve Grand Champion Highpoints will be awarded in 4 levels to the horse and rider combination in each level with the highest score in Dressage out of the 2 classes and to the horse and rider combination with the most points in the 3 Jumping classes.

Dressage: classes include: Dressage A & B

Jumping: classes include: Hunter Hack, Jumping Classes A & B

Working Ranch Horse: classes include: Knowledge, Trail, Roping, Sorting, Ranch Riding/Working Cow Horse Pattern

### **DRESS CODE:**

Approved riding helmets are MANDATORY in all Western and English mounted classes.

**Western** - Long sleeve blouse or shirt, western type pants, clean riding helmets in good condition; cowboy hat for groundwork, cowboy boots that are clean and polished, belt must be worn if pants have belt loops; OPTIONAL: gloves, ties, vests, jackets, chaps, and spurs. Hair that is shoulder length or longer must be contained in a net or braid.

**Bareback Equitation-Western** - Same as western except chaps, spurs and crops are prohibited.

**Bareback Equitation** - English - Long sleeve shirt must be worn without jacket, clean riding helmets in good condition required; chaps, spurs, and crops are prohibited.

**English** - Hunt Coat (red, scarlet, or pink coats prohibited unless exhibitor has earned them as a member of a recognized hunt), breeches, hunt boots or riding boots and ½ chaps, short or long-sleeved English Style blouse or shirt in white or pale pastel colors, clean riding helmets in good condition required; stocks, chokers or ties required; OPTIONAL: gloves, unroweled spurs and whip (crop or bat). Hair that is shoulder length or longer must be contained in a net or braid. Horse Committee may waive coats if over 85 degrees F.

**Appearance of Horse** – Clean coat that emphasizes luster, countdown for obvious added oils. Hair trimming should accentuate. Quality about head and legs and the characteristics of the specific breed. Hooves cleaned, properly trimmed and shaped. No Preferences will be made for hoof dressing or coloring. Tack should be clean, neat, adjusted and should complement the horse. At no time does fancy attire or equipment take precedence over suitable, workman-like attire and equipment. Western classes will be ridden in Western tack and English classes will be ridden in English tack.

### **GRIEVANCE PROCEDURE:**

The Horse Committee will have a designated Show Manager who will hear all grievances and will take the information to the Horse Committee. If no resolution can be reached it will go to the County Extension Agent and the County Grievance Committee whose decision will be final.

## **DIVISION 300: HORSE SHOWMANSHIP**

Open to enrolled Horse Project members. Showmanship at halter is a class in which the handler is judged on his/her ability to show a halter horse. It requires polish and thorough preparation.

- CLASS 1** Level 1
- CLASS 2** Junior (ages 8-10)
- CLASS 3** Intermediate (ages 11-13)
- CLASS 4** Senior (ages 14+)
- CLASS 5** C2M L1 – Yearling Horse
- CLASS 6** C2M L2 & GH L1
- CLASS 7** C2M L3 & GH L2
- CLASS 8** C2M L4 & GH L3
- CLASS 9** C2M L5 & GH L4

## **DIVISION 301: COLT-TO-MATURITY CHALLENGE**

Open to members enrolled in C2M project & Green horse project only, refer to project manual. This class is designed for all Colt-to-Maturity members to display their colt skills. Each member will complete a course made by members.

- CLASS 1** C2M Level 1
- CLASS 2** C2M L2 & GH L1
- CLASS 3** C2M L3 & GH L2

- CLASS 4** C2M L4 & GH L3
- CLASS 5** C2M L5 & GH L4

### **DIVISION 302: BAREBACK EQUITATION**

Open to members with horses aged 4 years and older. Western or English type tack may be used but all exhibitors will show in the same class. English riders will post the trot. Class will be judged on manners, performance, and style. English riders must wear a long sleeve shirt, no jacket. No saddle pads, chaps, spurs, whips, or crops allowed.

- CLASS 1** Level 1 (Walk/Trot)
- CLASS 2** Junior (ages 8-10/Walk-Trot)
- CLASS 3** Intermediate (ages 11-13)
- CLASS 4** Senior (ages 14+)

### **DIVISION 303: TRAIL**

Open to all horse project members, English or Western tack may be used. Horses may be expected to open/close a gate, cross poles of varying heights, back through an obstacle, carry an object, side pass, turn on forehand, turn on the haunches, cross a bridge or water hazard, and calmly approach odd smelling, sounding, or looking objects.

- CLASS 1** Level 1 (Walk/Trot)
- CLASS 2** Junior (ages 8-10)
- CLASS 3** Intermediate (ages 11-13)
- CLASS 4** Senior (ages 14+)
- CLASS 5** C2M L1 - Trail In Hand
- CLASS 6** C2M L2 & GH L1
- CLASS 7** C2M L3 & GH L2
- CLASS 8** C2M L4 & GH L3
- CLASS 9** C2M L5 & GH L4

### **DIVISION 304: WESTERN EQUITATION**

Open to all horse project members. This class is judged on the rider's ability to ride and show the horse. He/she is judged on the use of hands, seat, and legs to influence his/her mount. Refer to Horse Project Manual and Glossary for descriptions.

- CLASS 1** Level 1 (Walk/Trot)
- CLASS 2** Junior (ages 8-10)
- CLASS 3** Intermediate (ages 11-13)
- CLASS 4** Senior (ages 14+)
- CLASS 5** C2M L2 & GH L1
- CLASS 6** C2M L3 & GH L2
- CLASS 7** C2M L4 & GH L3
- CLASS 8** C2M L5 & GH L4

### **DIVISION 305: WESTERN HORSEMANSHIP**

Open to all horse project members. In Western Horsemanship, the rider is judged on his/her ability to ride, the proper use of the aids, and execution of the tasks designated by the judge. Patterns will be posted and consist of maneuvers based on the requirements in the Horsemanship project levels. Refer to Project Manuals.

- CLASS 1** Horsemanship Level 1
- CLASS 2** Horsemanship Level 2
- CLASS 3** Horsemanship Level 3
- CLASS 4** Horsemanship Level 4
- CLASS 5** Horsemanship Level 5
- CLASS 6** Horsemanship Level 6
- CLASS 7** Horsemanship Level 7
- CLASS 8** C2M L2 & GH L1

- CLASS 9** C2M L3 & GH L2
- CLASS 10** C2M L4 & GH L3
- CLASS 11** C2M L5 & GH L4

### **DIVISION 306: REINING**

Open to all horse project members. One of the National Reining Horse Association patterns will be used. Refer to Horse Project Manual for detailed information. Skid and Splint boots are permitted. Freestyle Reining - Western Event, rider creates a program to music using standard reining maneuvers. A pattern and personal music must be submitted prior to riding. There are required maneuvers – see NRHA rulebook. Entries in Colt to Maturity and Green Horse classes will only compete for Danish ribbons and will not be eligible for any high point.

- CLASS 1** Short Stirrup Reining (Level 2-3)
- CLASS 2** Reining NRHA Patterns (Level 4-7)
- CLASS 3** Reining Freestyle (Level 4-7) Rider must provide music on I Pod or phone and give the judge a copy of his/her pattern before the class. Costumes are permitted but must not compromise safety.
- CLASS 4** C2M/GH Reining

### **DIVISION 307: ENGLISH EQUITATION**

Open to all horse project members. This class is judged on the rider's ability to ride and show the horse. He/she is judged on the use of hands, seat, and legs to influence his/her mount.

- CLASS 1** Level 1 (Walk/Trot)
- CLASS 2** Junior (ages 8-10)
- CLASS 3** Intermediate (ages 11-13)
- CLASS 4** Senior (ages 14+)
- CLASS 5** C2M L2 & GH L1
- CLASS 6** C2M L3 & GH L2
- CLASS 7** C2M L4 & GH L3
- CLASS 8** C2M L5 & GH L4

### **DIVISION 308: ENGLISH HORSEMANSHIP**

Open to all horse project members. The rider is judged on his/her ability to ride, the proper use of the aids, and execution of the tasks designated by the judge. Patterns will be posted and consist of maneuvers based on the requirements in the Horsemanship project levels.

- CLASS 1** Horsemanship Level 1
- CLASS 2** Horsemanship Level 2
- CLASS 3** Horsemanship Level 3
- CLASS 4** Horsemanship Level 4
- CLASS 5** Horsemanship Level 5
- CLASS 6** Horsemanship Level 6
- CLASS 7** Horsemanship Level 7
- CLASS 8** C2M L2 & GH L1
- CLASS 9** C2M L3 & GH L2
- CLASS 10** C2M L4 & GH L3
- CLASS 11** C2M L5 & GH L4

### **DIVISION 309: JUMPING**

Open only to members enrolled in the jumping project. Members must have attended a minimum of two jumping project clinics to be eligible to participate in jumping at Fair.

At a jumping clinic prior to June 15th, all riders will be assessed into one of the Jumping Levels for safety and success at fair. Colt to Maturity and Green Horses will also be assessed into a jumping level, and the horse must have attended two clinics. Entries in Colt to Maturity and Green Horse classes will only compete for Danish ribbons and will not be eligible for



any high point. There will be a high point and reserve high point Jumping rider for each level. Any ties will be broken with Course A. Please refer to the USEF rule book. We will be implementing these rules as a guideline:

<https://www.usef.org/compete/resources-forms/rules-regulations/rulebook>

Please call the Jumping Project Leader with any questions or concerns. Our goal is to ensure the safety and development of our members.

## **DIVISION 309: JUMPING**

- CLASS 1** Jumping Level 1 – Course A – Ground Rails – To be ridden at a trot
- CLASS 2** Jumping Level 1 – Course B – Ground Rails – To be ridden at a trot
- CLASS 3** Jumping Level 1 -- Hunter Hack - Ground Rails - To be ridden at a trot
- CLASS 4** Jumping Level 2 – Course A – 18” – May be ridden at a trot and/or canter
- CLASS 5** Jumping Level 2 – Course B – 18” – May be ridden at trot and/or canter
- CLASS 6** Jumping Level 2 -- Hunter Hack - 18” - May be ridden at a trot and/or canter
- CLASS 7** Jumping Level 3 – Course A – 2’
- CLASS 8** Jumping Level 3 – Course B – 2’
- CLASS 9** Jumping Level 3 – Hunter Hack 2’
- CLASS 10** Jumping Level 4 – Course A – 2’6”
- CLASS 11** Jumping Level 4 – Course B – 2’6”
- CLASS 12** Jumping Level 4 – Hunter Hack 2’6”
- CLASS 13** C2M/GH Course A
- CLASS 14** C2M/GH Course B
- CLASS 15** C2M/GH Hunter Hack

## **DIVISION 310: DRESSAGE**

Open to all horse project members. Dressage - French term meaning “training”. Its purpose is to strengthen and supple the horse while maintaining a calm and attentive demeanor. This training offers riders a progressive and interrelated system through which to develop the horse over time.

For simplicity, members will ride the same dressage test in class A and B in their level. Tests can be ridden English or Western.

Entries in Colt to Maturity and Green Horse classes will only compete for Danish ribbons and will not be eligible for any high point. There will be a high point and reserve high point Dressage rider for each level. High Point is based off the highest score in the 2 classes for each level. Please refer to the USEF rule book. We will be implementing these rules as a guideline: <https://www.usef.org/compete/resources-forms/rules-regulations/rulebook>.

Please see the leader for test to be ridden at each level.

\*Level 1 Dressage open only to Horsemanship Level 1 members.

**CLASS 1** Dressage Level 1 Class A

**CLASS 2** Dressage Level 1 Class B

\*Level 2 Dressage open only to Horsemanship Level 2 members.

**CLASS 3** Dressage Level 2 Class A

**CLASS 4** Dressage Level 2 Class B

\*Level 3 Dressage open only to Horsemanship Level 3 members.

**CLASS 5** Dressage Level 3 Class A

**CLASS 6** Dressage Level 3 Class B

\*Level 4 Dressage open only to Horsemanship Level 4-7 members.

**CLASS 7** Dressage Level 4 Class A

**CLASS 8** Dressage Level 4 Class B

**CLASS 9** C2M/GH Dressage Class A

## **CLASS 10** C2M/GH Dressage Class B

\*Test of Choice

### **DIVISION 311: WORKING RANCH HORSE PROJECT**

Open only to members enrolled in Ranch Horse project, who have met WRH project requirements. Refer to project manual for tack and gear descriptions. There will be a high point and reserve high point Working Ranch Horse rider for each level.

- CLASS 1** Knowledge - Mandatory Level 1
- CLASS 2** Knowledge - Mandatory Level 2
- CLASS 3** Knowledge - Mandatory Level 3
- CLASS 4** Knowledge - Mandatory Level 4
- CLASS 5** Trail Level 1
- CLASS 6** Trail Level 2
- CLASS 7** Trail Level 3
- CLASS 8** Trail Level 4
- CLASS 9** Roping Level 1
- CLASS 10** Roping Level 2
- CLASS 11** Roping Level 3
- CLASS 12** Roping Level 4
- CLASS 13** Sorting Level 1
- CLASS 14** Sorting Level 2
- CLASS 15** Sorting Level 3
- CLASS 16** Sorting Level 4
- CLASS 17** Level 1 Ranch Riding/Working Cow Horse Pattern
- CLASS 18** Level 2 Ranch Riding/Working Cow Horse Pattern
- CLASS 19** Level 3 Ranch Riding/Working Cow Horse Pattern
- CLASS 20** Level 4 Ranch Riding/Working Cow Horse Pattern

**GALLATIN TWISTERS DRILL TEAM** - Gallatin Twister Drill Team members present colors at the horse show and perform drill patterns during the Horse Project Award Ceremony. Look for us around the fairgrounds if you have any questions about 4-H and what we do. Good luck at the fair and have fun!

#### **Who we are:**

A group of horse project members representing the diverse opportunities 4-H offers and promoting 4-H while at the same time presenting our horse project members with another fun and valuable learning opportunity.

#### **Goals:**

Promote 4-H

Provide more great learning opportunities for horse project members

Provide horse project members something specific to work toward

Provide the more advanced riders another horse opportunity and another reason to continue through the riding skill levels.

#### **Riders must:**

1. Complete an application
2. Attend an interview and try-outs
3. Earn a place on the team and continue to demonstrate throughout the season that they deserve to keep it
4. Be able to work well with a group
5. Have a good attitude and be respectful
6. Have a history of finishing what they start
7. Love 4-H!