

Montana State 4-H Horse Patterns

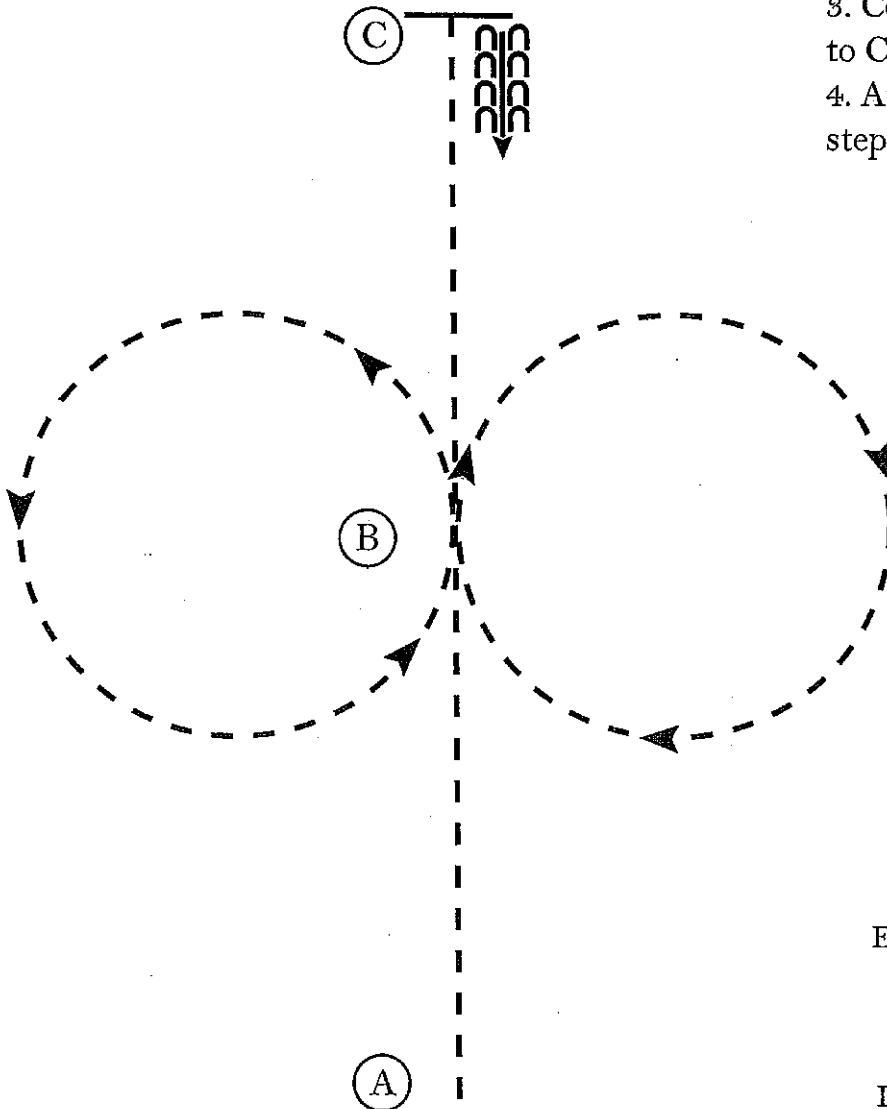
Western Horsemanship (Level 1)

Show Date:

WWW.HORSESHOWPATTERNS.COM

WWW.HORSESHOWPATTERNS.COM

1. Jog A to B
2. At B perform a figure eight, beginning to the right
3. Continue the jog from B to C
4. At C stop and back 4 steps



Walk
Jog	-----
Extended Jog	-----
Lope	—————
Leg Yield	
Lead Change	↗ ↘
Back	←←←←
Marker	⊙
Sidepass	→←

Pattern Provided by:

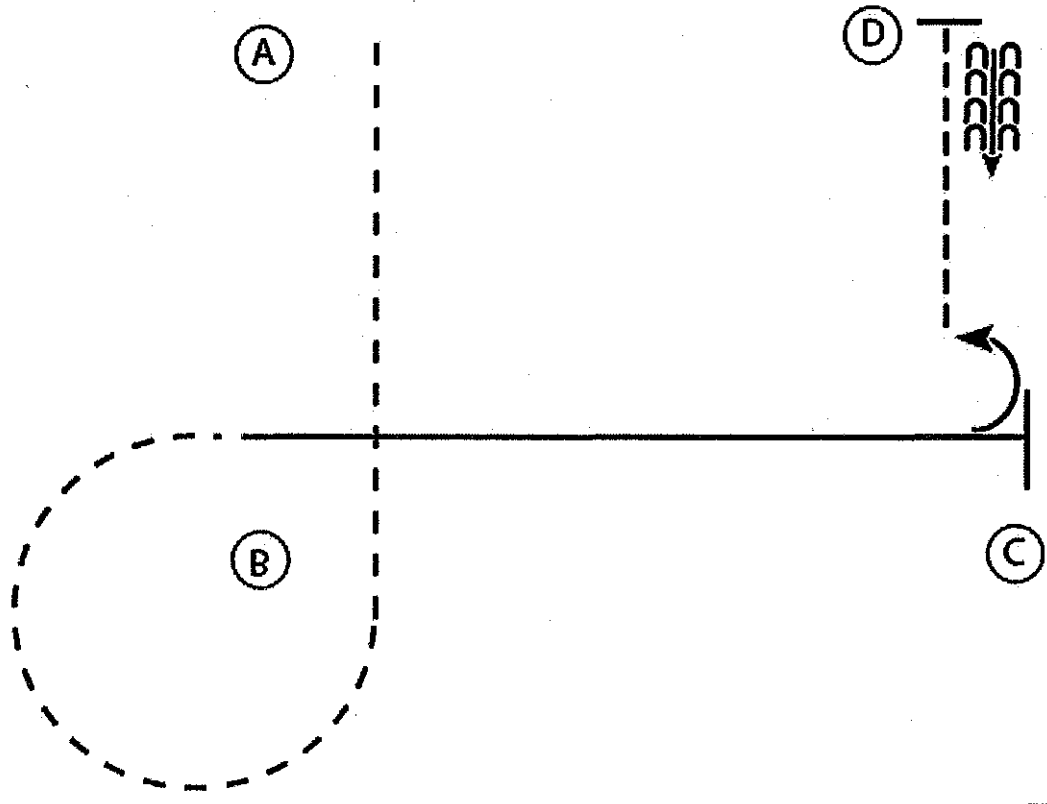
Montana State 4-H Horse Patterns

Western Horsemanship (Level 2)

Show Date:

WWW.HORSESHOWPATTERNS.COM

WWW.HORSESHOWPATTERNS.COM



1. Jog from A to and around B
2. At B lope to C
3. Stop at C and perform a 90 degree turn the left
4. Jog to D
5. At D stop and back 4 steps

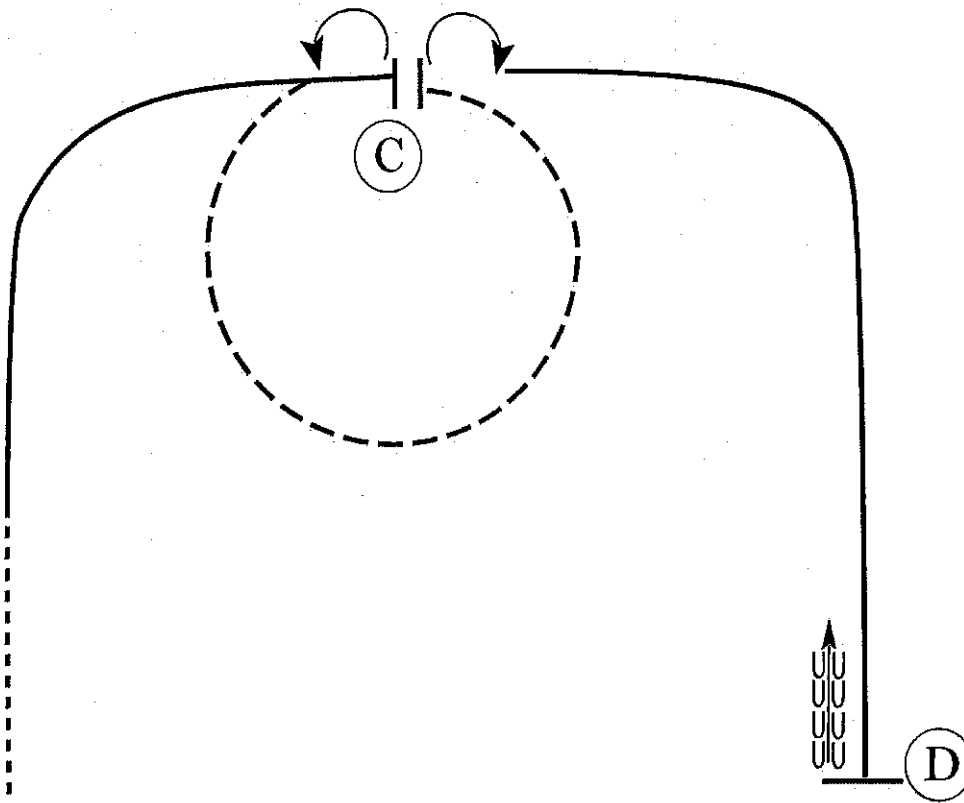
Walk
Jog	-----
Extended Jog	—————
Lope	—————
Leg Yield	
Lead Change	↘
Back	← ← ←
Marker	(B)
Sidepass	←→

Pattern Provided by:

Montana State 4-H Horse Patterns

Western Horsemanship (Level 3)

Show Date:



Be ready at A.

1. Walk to B.
2. Lope on the right lead from B to C.
3. Stop at C and turn 180 degrees to the left on the hindquarter.
4. Jog circle to the left.
5. Stop at C and turn 180 degrees to the right on the hindquarter.
6. Lope on the right lead to D.
7. Stop at D and back approximately one horse length.

Walk	-----
Jog	- - - - -
Extended Jog	-----
Lope	—————
Leg Yield	
Lead Change	↘
Back	← ← ←
Marker	⊙ B
Sidepass	←←

Follow the instructions of your ring steward.

WWW.HORSESHOWPATTERNS.COM

WWW.HORSESHOWPATTERNS.COM

Pattern Provided by:

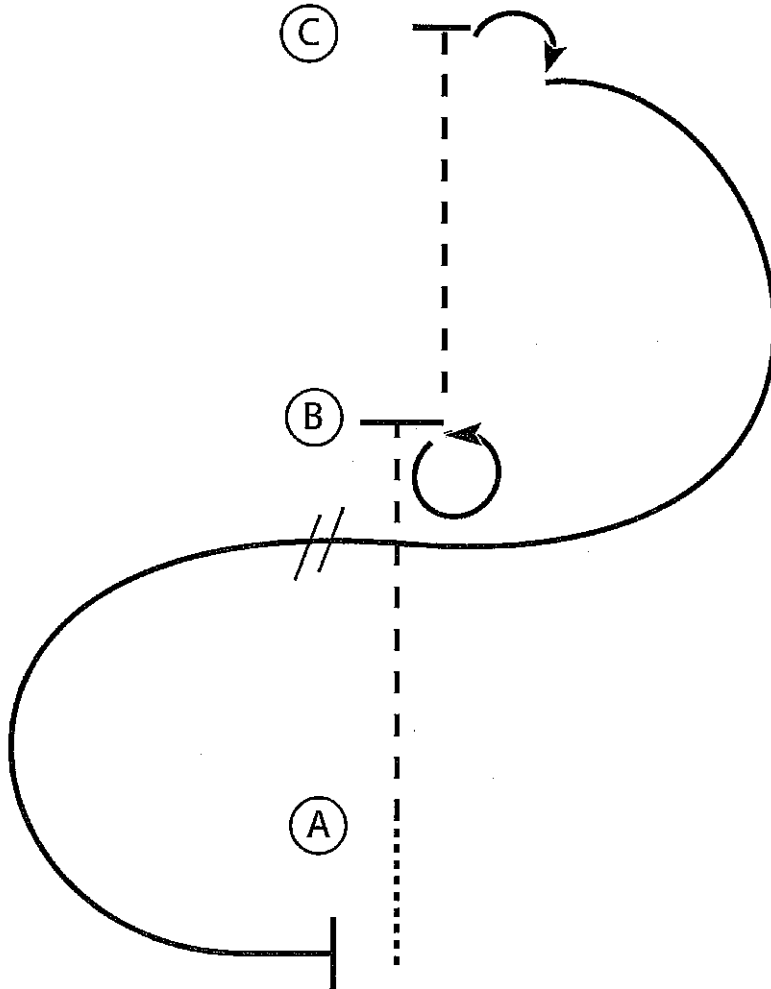
Montana State 4-H Horse Patterns

Western Horsemanship (Level 4)

Show Date: _____

WWW.HORSESHOWRATTERNS.COM

WWW.HORSESHOWRATTERNS.COM



1. Walk to A
2. Jog A to B
3. Stop at B and perform a 360 degree turn to the left
4. Jog B to C
5. Stop at C and perform a 90 degree turn to the right
6. Lope a half circle to B on the right lead
7. At B perform a lead change and lope a half circle to A on the left lead
8. Stop at A

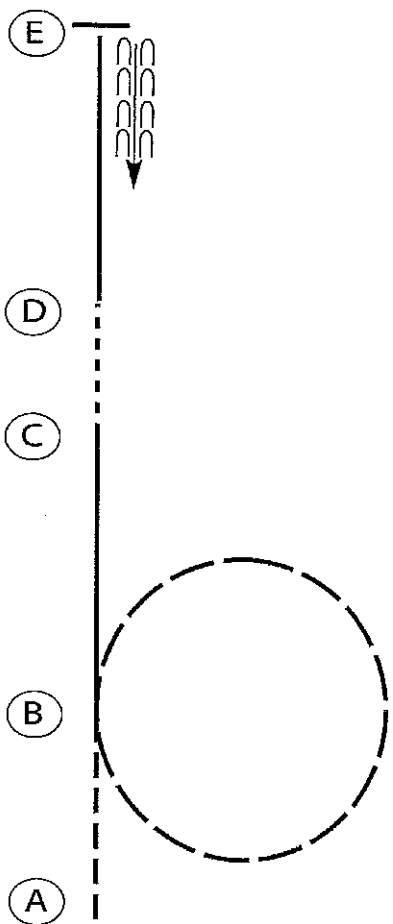
Walk
Jog	-----
Extended Jog	-----
Lope	—————
Leg Yield	
Lead Change	↗↘
Back	←←← →→→
Marker	⊙ (B)
Sidepass	←→

Pattern Provided by:

Montana State 4-H Horse Patterns

Western Horsemanship (Level 5)

Show Date:



Be ready at A **WITHOUT STIRRUPS**

1. Jog from A to B.
2. Extend the jog at B and circle to the right at the extended jog.
3. Lope on the left lead to C.
4. Walk from C to D and pick up your stirrups while walking.
5. Lope on the right lead to E.
6. Stop at E and back one horse length

Retire to the rail or line up at a jog.

Walk	-----
Jog	- - - - -
Extended Jog	— — — —
Lope	—————
Leg Yield	
Lead Change	— / —
Back	← ⊞ ⊞ ⊞ ⊞ ⊞
Marker	⊞
Sidepass	← →

WWW.HORSESHOWPATTERNS.COM

WWW.HORSESHOWPATTERNS.COM

Pattern Provided by:

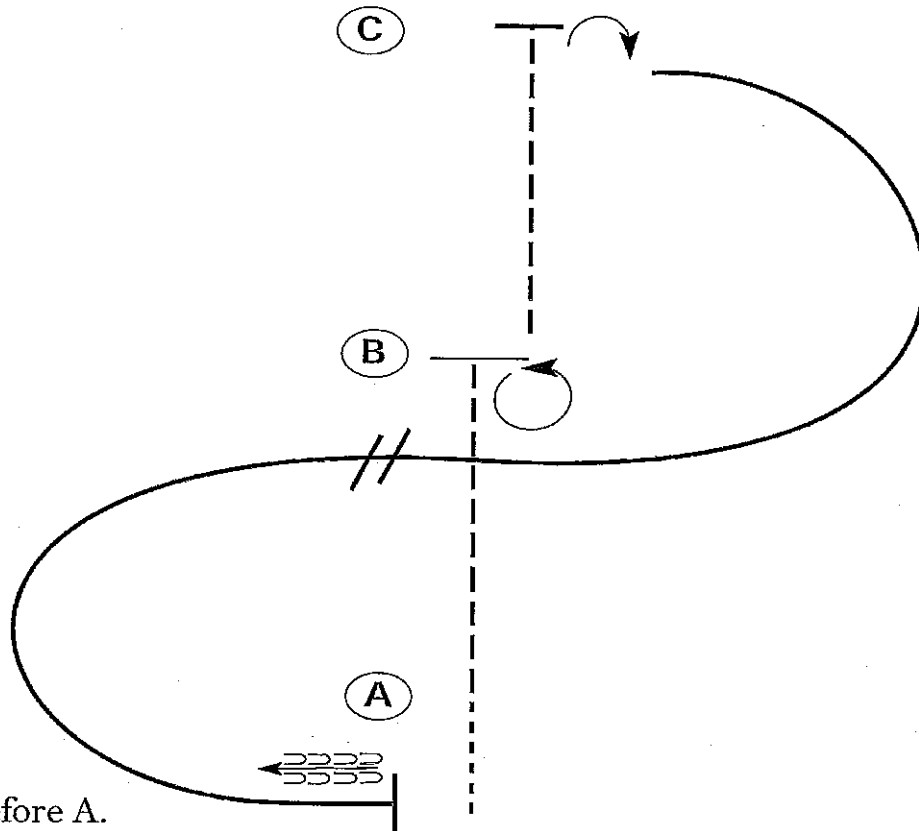
Montana State 4-H Horse Patterns

Western Horsemanship (Level 6)

Show Date:

www.horsejournalpatterns.com

www.horsejournalpatterns.com



Be ready before A.

1. Walk to A.
2. Jog A to B.
3. Stop at B and perform 2 360 degree spins to the left.
4. Perform an extended jog from B to C.
5. Stop at C and turn 90 degrees to the right.
6. Lope a half circle to B on the right lead.
7. At B perform a flying lead change and lope a half circle to A on the left lead.
8. Stop at A and back approximately one horse length.

Follow the instructions of your ring steward.

Walk	-----
Jog	-----
Extended Jog	-----
Lope	—————
Leg Yield	
Lead Change	↘
Back	←←←←
Marker	Ⓚ
Sidepass	←→

Pattern Provided by:

WH-5

Western
Colt to Maturity 2
Green Horse 1

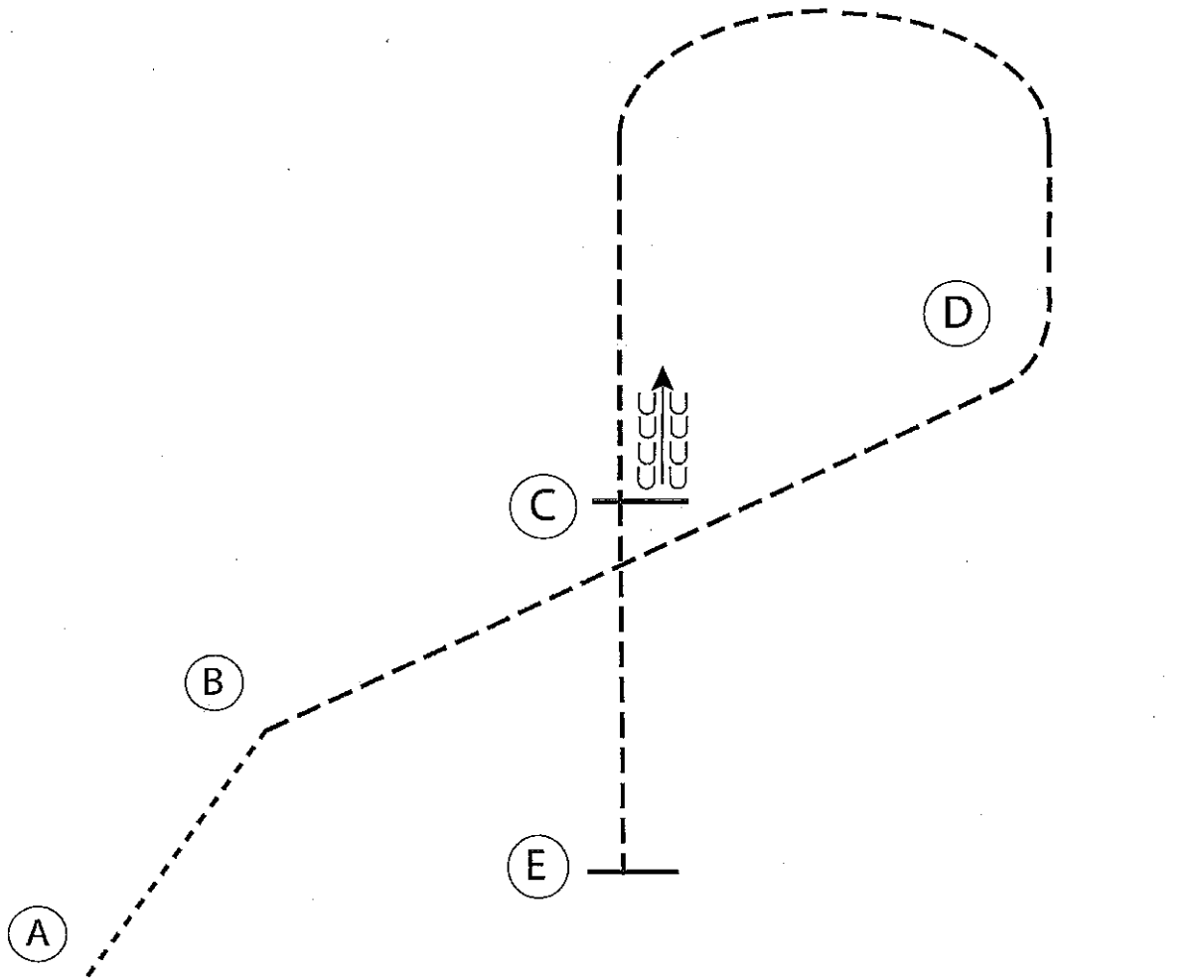
ns

Western Horse Show (Level 1)

Show Date:

WWW.HORSESHOWRATER.COM

WWW.HORSESHOWRATER.COM



1. Walk from A to B
2. Jog from B to D
3. Jog around D to C
4. At C stop and back four steps
5. Jog from C to E
6. At E stop

Walk	-----
Jog	-----
Extended Jog	-----
Lope	—————
Leg Yield	
Lead Change	—/—
Back	← ⊞ ⊞ ⊞
Marker	⊞
Sidepass	← ⊞ →

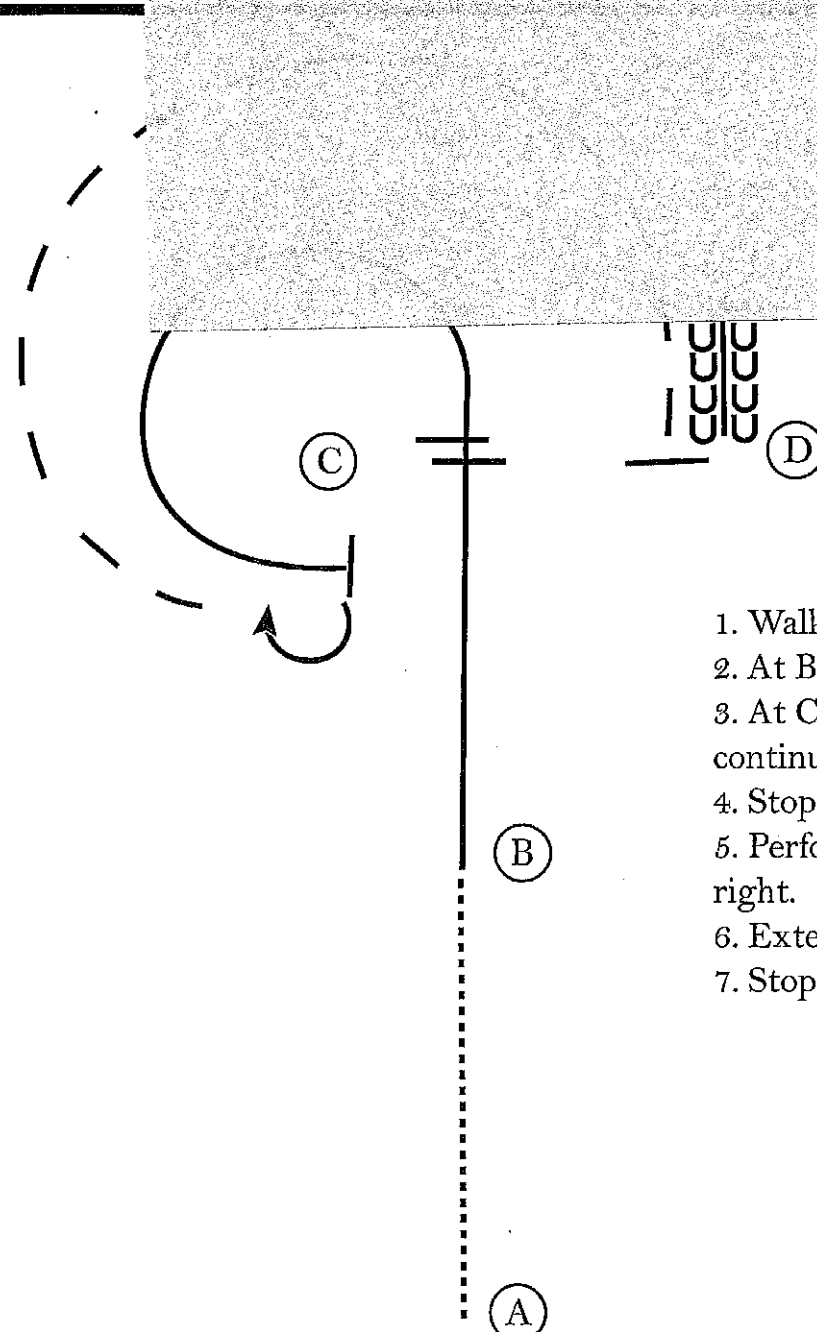
[WH/WT-14]

Pattern Provided by:

Western
Colt to Maturity 3
Green Horse 2

WWW.HORSENOWPATTERNS.COM

WWW.HORSENOWPATTERNS.COM



1. Walk A to B.
2. At B lope on the right lead to C.
3. At C perform a lead change and continue on the left lead around C.
4. Stop at C.
5. Perform a 180 degree turn to the right.
6. Extend the jog around C.
7. Stop at D and back 4 steps.

Walk
Jog	-----
Extended Jog	-----
Lope	—————
Leg Yield	
Lead Change	↙↘
Back	←←←←
Marker	⊙ B
Sidepass	←→

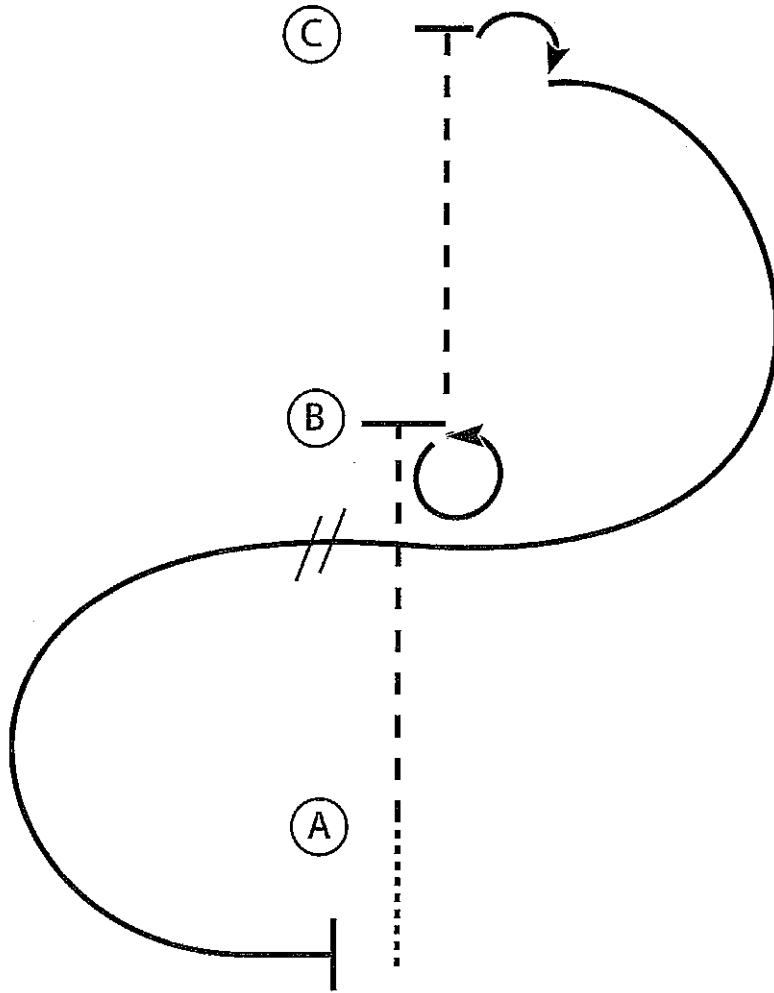
Western
Colt to Maturity 41
Green Horse 3

S

Show Date:

WWW.HORSESHOWPATTERNS.COM

WWW.HORSESHOWPATTERNS.COM



1. Walk to A
2. Jog A to B
3. Stop at B and perform a 360 degree turn to the left
4. Jog B to C
5. Stop at C and perform a 90 degree turn to the right
6. Lope a half circle to B on the right lead
7. At B perform a lead change and lope a half circle to A on the left lead
8. Stop at A

Walk
Jog	- - - - -
Extended Jog	- - - - -
Lope	—————
Leg Yield	
Lead Change	↙ ↘
Back	←←←←←
Marker	⊙ (B)
Sidepass	←→

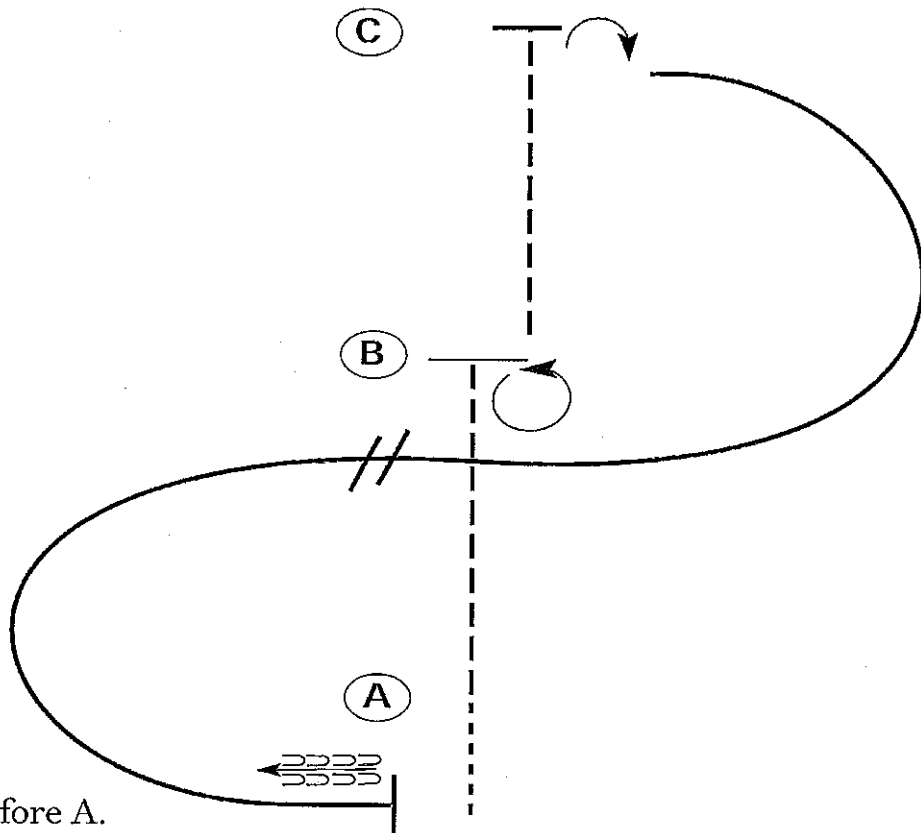
Pattern Provided by:

Montana All State Horse Show

Western
Colt to Maturity 5
Green Horse 4

ns

Show Date.



Be ready before A.

1. Walk to A.
2. Jog A to B.
3. Stop at B and perform 2 360 degree spins to the left.
4. Perform an extended jog from B to C.
5. Stop at C and turn 90 degrees to the right.
6. Lope a half circle to B on the right lead.
7. At B perform a flying lead change and lope a half circle to A on the left lead.
8. Stop at A and back approximately one horse length.

Walk	-----
Jog	-----
Extended Jog	-----
Lope	-----
Leg Yield	
Lead Change	↘
Back	←←←←
Marker	(B)
Sidepass	←→

Follow the instructions of your ring steward.

WWW.HORSESHOWPATTERNS.COM

WWW.HORSESHOWPATTERNS.COM

Pattern Provided by: