

“Digging Deep Into”
No Dig Gardening

By Patti Armbrister

Today's Workshop

How to start a no dig garden?

Best practices of no-dig gardening.

Understand plants and soil life.

Why you should grow flowers with your vegetables?

*There will be a hands-on activity of making seed tapes for carrots and an interactive microbe game.

Today's Workshop

How to start a no dig garden? 20 minutes

Best practices of no-dig gardening. 10 minutes

QnA 10 minutes

Understand plants and soil life (Microbe Game) 20 minutes

QnA 5 minutes

Why you should grow flowers with your vegetables? 15 minutes

Growing carrots (Carrot Tape activity) 30 minutes

QnA 10 minutes

Why No Dig?



“Grow Like Nature Does”



When in nature is the soil exposed?

Natures Rules



Natures Rules

Keep the soil covered

Natures Rules

**Keep the soil covered
“ Can live plants or mulch or plant
residue.”**

Natures Rules

Keep disturbance low

Natures Rules

Keep disturbance low
“Not tilling, not using insecticides”

Natures Rules

Plant Diversity



Benefits of No Till Gardening

Increase water hold capacity

Benefits of No Till Gardening

Increase resistance to drought

Benefits of No Dig Gardening

Reduces Diseases

Benefits of No Dig Gardening

Reduce Pest



Benefits of No Dig Gardening

- Increase nutrient cycling
- Reduces nutrient runoff
- Reduce labor

Benefits of No Till Gardening

- Reduce water usage
- Decreased pest & diseases
- Cleaner veggies and clean feet

What you will need the first year?

Large pieces of cardboard (prefered from N.A.)

Wood Chips to cover the area 5-6" deep (prefered white woods)

Compost or old cow manure to cover the growing beds

Labor

How to start?

Lay the cardboard on top of the ground.



How to start?

Lay out the growing beds.



How to start?

Put wood chips in the walkways

Best to cover the ground

Outside the growing area

To keep weeds from coming in
from the outside



Why grow flowers?




“Grow Like Nature Does”

Plant Diversity

Start with Flowers





“Grow Like Nature Does”



“Plant Flowers to Reduce Pest”







“What about the water?”



“No Dig Gardens”



“No Dig Gardens”





Contact:

Patti Armbrister

Hinsdale School & The Outdoor Classroom

Ag-Ed Instructor

406-648-7400